



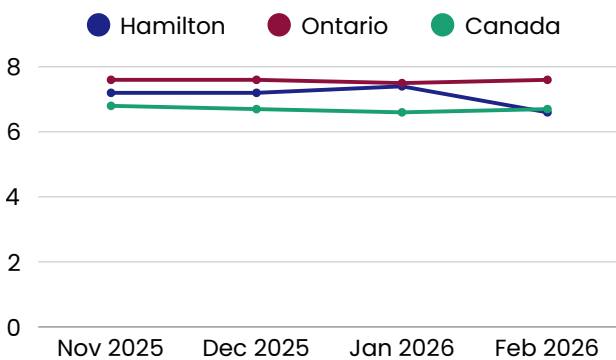
FEBRUARY 2026

MONTHLY OVERVIEW

Take a look into how Hamilton fared in February 2026 by the numbers!
Data taken from Statistics Canada's Labour Force Survey and WPH's Job Board.

POPULATION GROWTH	UNEMPLOYMENT		JOB DEMAND
Y-O-Y % Change +6.4K +1%	Unemployment Rate 6.6%		Job Posts 5,759 +12%
15+ Population (February 2026) 727,500	M-o-M Increase -0.8%	Compared to Canada -0.1%	Top Employer MCMASTER UNIVERSITY

UNEMPLOYMENT, NOV 2025 - FEB 2026



Source: Statistics Canada. [Table 14-10-0459-01](#)

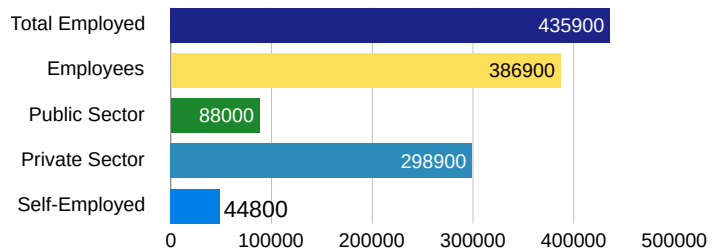
Hamilton's unemployment rate fell to 6.6% in February 2026, down 0.8% from the previous month. The rate is now lower than both the national average of 6.7% and the provincial rate of 7.6%.

REGIONAL COMPARISON

The chart on the right shows unemployment rates across selected Southern Ontario CMAs, ranked from highest to lowest. Kitchener-Cambridge-Waterloo recorded the highest rate at 8.6%, 1.9% above the national average. Toronto followed at 8.1%, with Windsor close behind at 8.0%. St. Catharines-Niagara recorded a rate of 7.1%. Hamilton had the lowest rate among these CMAs at 6.6%, below both the national average of 6.7% and Ontario's provincial rate of 7.6%.

EMPLOYMENT

In February 2026, the Hamilton Census Metropolitan Area (CMA) employed 435,900 persons. The chart below shows the types of employment.



Source: Statistics Canada. [Table 14-10-0467-01](#)

Employment declined by 3,000 in February, driven mainly by losses in the private sector. Public sector employment fell by 200, private sector employment dropped by 7,000, while the number of self-employed workers increased by 4,200.

UNEMPLOYMENT RATES

KITCHENER-CAMBRIDGE-WATERLOO	8.6%
TORONTO	8.1%
WINDSOR	8.0%
ONTARIO	7.6%
ST.CATHARINES-NIAGARA	7.1%
CANADA	6.7%
HAMILTON	6.6%

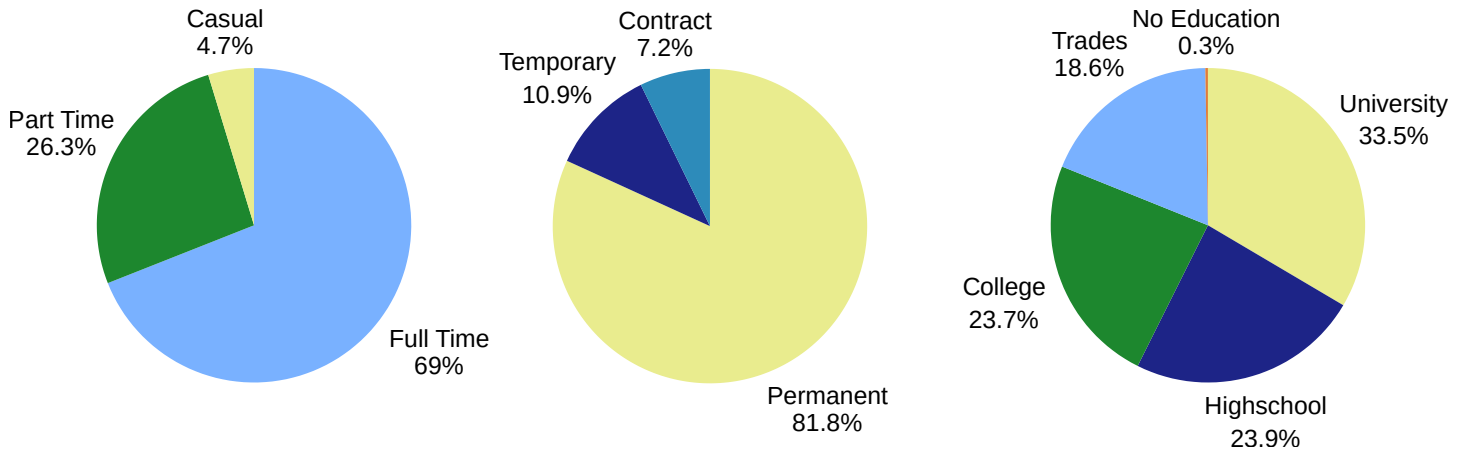
Source: Statistics Canada. [Table 14-10-0459-01](#)

WWW.WORKFORCEPLANNINGHAMILTON.CA

FEBRUARY 2026

MONTHLY OVERVIEW

The three pie charts below look at the distribution of job posts collected from our Job Board by employment type, duration and skill-level.



TOP IN DEMAND JOBS

POSTS	*MEDIAN HOURLY WAGE	
+191	\$18.00	RETAIL SALESPERSONS
+186	\$60.50	REGISTERED NURSES
+154	\$30.00	TRANSPORT TRUCK DRIVERS
+137	\$18.00	FOOD SERVICE JOBS
+131	\$22.00	HOME SUPPORT WORKERS

The top in-demand occupation for February 2026 was Retail Salespersons, with 191 job posts and a median hourly wage of \$18.00/hour.

GROWING OCCUPATIONS

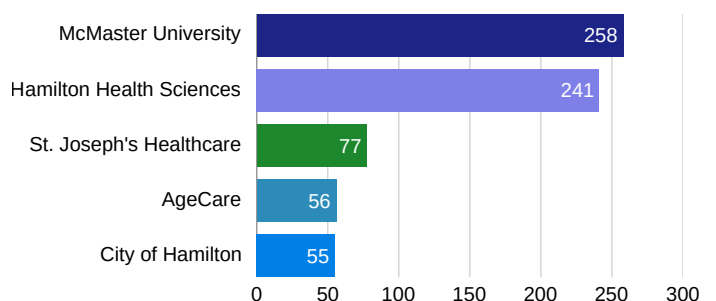
Occupations in Manufacturing saw the largest month-over-month increase in February 2026, rising by 8%. Occupations in Natural and Applied Sciences followed with a 6% increase, while occupations in Education and Law grew by 4%.

DECLINING OCCUPATIONS

The largest decline was in Health occupations, which fell by 7% month-over-month. Occupations in Sales and Service declined by 5%, while Natural Resources and Agriculture also decreased by 5%.

TOP EMPLOYERS

Our Job Board collects information on the employers hiring in Hamilton. These were the top five.



McMaster University had the most job posts in February 2026, with 258. Following were Hamilton Health Sciences with 241, St. Joseph's with 77, AgeCare with 56 and the City of Hamilton with 55.

GROWTH



DECLINE



Statistics Canada. Table 14-10-0467-03

*Median wages are taken from job postings and include both full-time and part-time rates.

WWW.WORKFORCEPLANNINGHAMILTON.CA