



LEADERS IN LABOUR
MARKET INFORMATION
AND DATA.

WORKFORCE PLANNING HAMILTON PROFILE OF PERSONS WITH DISABILITIES IN CANADA

PERSONS WITH DISABILITIES

From the latest Canadian Survey on Disability based on 2022 data from Statistics Canada, **27% or 7,977,610** Canadians had a disability. From the data...



SOURCE: STATISTICS CANADA, CANADIAN SURVEY ON DISABILITY (2022).
*Income is based on after-tax, for individuals aged 25 years and over.

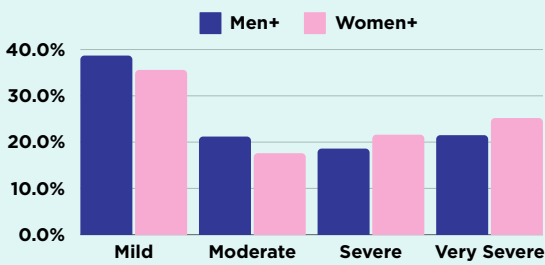
ONTARIO based on the latest Canadian Survey on Disability (2022)...



28%
People in Ontario had a **disability**.

SOURCE: STATISTICS CANADA, TABLE 13-10-0374-01.1

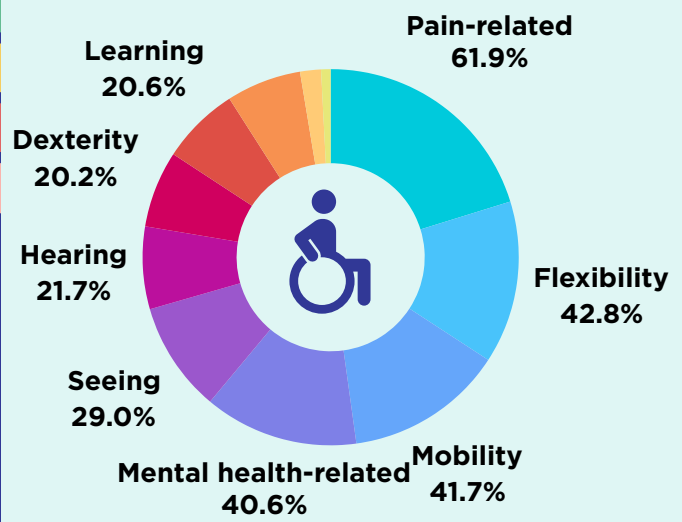
SEVERITY



More **women** in Ontario reported severe to very severe disabilities (+6.7%).

SOURCE: STATISTICS CANADA, TABLE 13-10-0375-01

TYPES

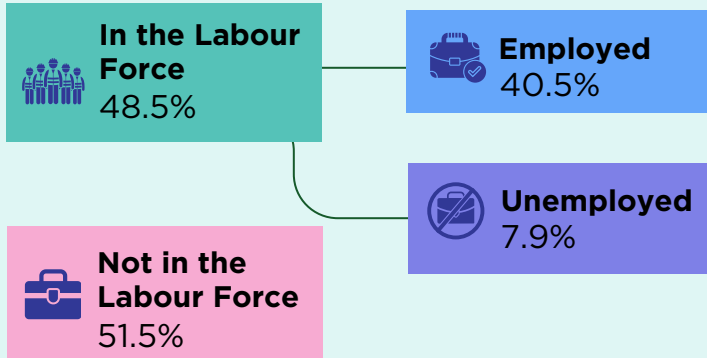


Majority of Ontarians with disabilities had **pain-related disabilities** (61.9%), followed by flexibility-related disabilities (42.8%) and mobility disabilities (41.7%).

SOURCE: STATISTICS CANADA, TABLE 13-10-0376-01

WORKFORCE

51.5% of Ontarians with a disability **were not** in the labour force. 40.5% were employed, which was 21.1% **lower** than the population without disabilities.



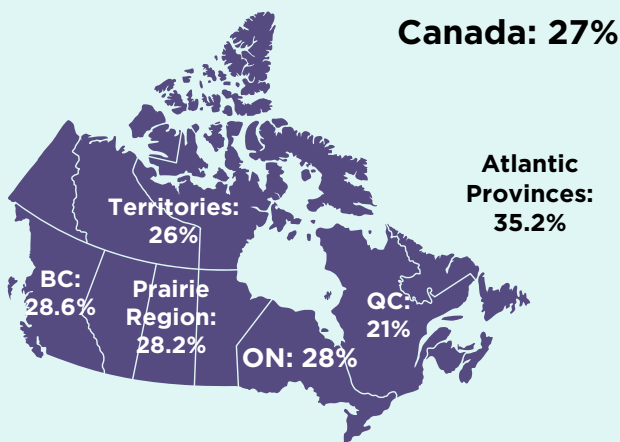
FULL-TIME EMPLOYED: 78.9%



PART-TIME EMPLOYED: 21.1%

Majority of Canadians with disabilities were in **full-time** employment.

SOURCE: STATISTICS CANADA, TABLE 13-10-0377-01 AND TABLE 13-10-0882-01




ACROSS THE COUNTRY

From the provinces to the territories, the **Atlantic provinces** had the largest proportion of persons with disabilities (35.2%).

SOURCE: STATISTICS CANADA, TABLE 13-10-0374-01

OVER THE YEARS



The number of Canadians with disabilities increased from 22.3% of the population to 27% in 2022. For **Ontario**, this number increased from 24.1% to 28%.

SOURCE: STATISTICS CANADA, TABLE 13-10-0374-01