



Workforce Planning Hamilton

# LABOUR MARKET

# MONTHLY SNAPSHOT

---

October  
**2023**



## Workforce Planning Hamilton

# OVERVIEW

In October, Canada held the target policy rate at 5.0%, marking the third consecutive decision to not increase the rate. Consumer pressures lessened in the Fall, with total CPI inflation declining to 3.8% in September. Ontario's labour force held steady in October, with an incremental increase of 0.1% in employment. Youths in Ontario saw unemployment increase, with a youth unemployment rate of 11.4% in October (+0.9%).



With the Fall rolling around, the City of Hamilton saw drop in unemployment and an increase in overall employment. Compared to other regions in Ontario, Hamilton had an overall lower unemployment rate. Some of the decline in the unemployment rate can be attributed to more youths exiting the labour force to go back into school/training. With Fall in full-swing, more Professors were sought after in October from our Job Board. As a whole, Ontario's Educational Services saw growth in October.

### About

**Workforce Planning Hamilton is a not-for-profit funded by the Ministry of Labour, Immigration, Training and Skills Development. We are leaders in Local Labour Market information in the Hamilton region.**





## Workforce Planning Hamilton

# LMI INSIGHTS

### Hamilton's Workforce



**+0.2%**

**Labour Force**

**5.2%**

**Unemployment Rate**



**Retail Salesperson**  
Top In-Demand Job

### Insights



**+2.6%**

**Job Growth**  
In Ontario, Y/Y



**2.3K**

**Hiring**  
Employers



**7.3K**

**Job Posts**



**440K**

**Labour Force**

Source: Statistics Canada (2023). Labour Force Survey



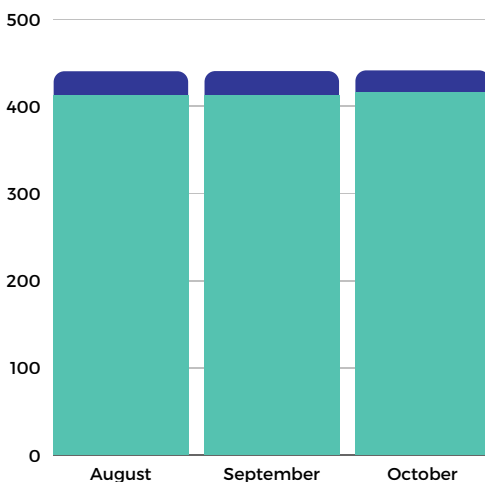


## Workforce Planning Hamilton

# OCT 2023



Figure 1. Unemployment by CMA, Aug-Oct 202



Source: Statistics Canada (2023). Labour Force Survey

With the fall rolling around, the Hamilton CMA saw an 0.2% increase in the Labour Force. In the month of October, unemployment fell by 2,700 persons, with the Unemployment Rate at 5.2% (-0.3%). Compared to the province (6%) Hamilton boasts a low unemployment rate.

Employment was up in October, with an increase of 4,500 persons in the Labour force and an Employment Rate of 60.8% (+0.5). Participation in the labour force remained relatively the same, with a slight increase of 0.1% to 64.1%.





## Workforce Planning Hamilton

# BY REGIONS...

Region	Unemployment %
Windsor	7.1%
St. Catharines	6.9%
Toronto	6.7%
Ontario	6%
Guelph	6%
London	5.8%
Kitchener-Cambridge-Waterloo	5.7%
<b>Hamilton</b>	<b>5.2%</b>
Brantford	4.1%

Source: Statistics Canada (2023). Labour Force Survey



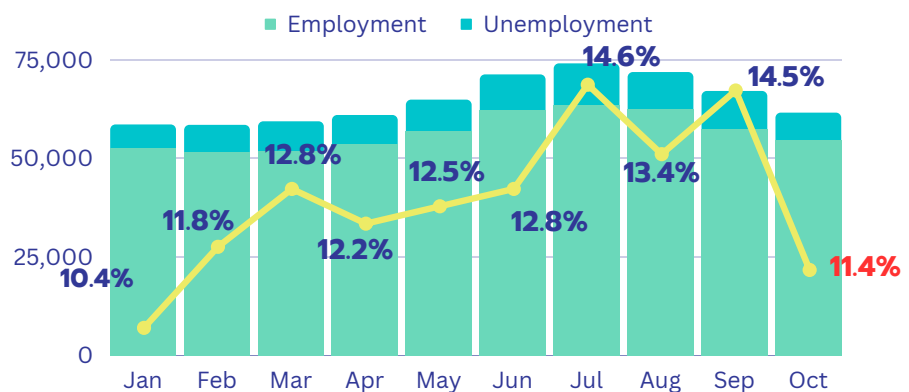


# Workforce Planning Hamilton

# YOUTH

## Labour Force

Figure 2. Youth (15-24) Employment and Unemployment in Hamilton CMA, Jan-Oct 2023



Source: Statistics Canada (2023). Labour Force Survey

In October, Hamilton's youth labour force shrank by 5,500 youths. Both employment and unemployment declined in October as more youths exited out of the labour force and back into school/training. This was further reflected in the youth unemployment rate, which fell 3.1% to 11.4% in October (same as Ontario).

Figure 3. Youth (15-24) Employment Rates by Select CMAs , Oct 2023

CMA	Employment %
Brantford	64.7%
St. Catharines	62.6%
Kitchener-Cambridge-Waterloo	57.4%
Hamilton	55.1%
Toronto	47.9%

Compared to other CMAs in proximity, the Hamilton CMA had a relatively low employment rate (55.1%) among youth in October. The Brantford CMA had the highest employment rate among youths at 64.7%, with Toronto boasting the lowest at 47.9%.

Source: Statistics Canada (2023). Labour Force Survey





## Workforce Planning Hamilton

# INDUSTRIES IN ONTARIO

### Top Growing

### Top Declining

Industry	Monthly Growth	Industry	Monthly Decline
Information, Culture, and Recreation	+17.4K	Wholesale and Retail Trade	-29.2K
Educational Services	+9K	Accommodation and Food Services	-8.5K
Health Care and Social Assistance	+6.9K	Finance and Related	-7.3K
Transportation and Warehousing	+5.5K	Utilities	-4.3K
Other Services	+4.1K	Manufacturing	-4.2K

Source: Statistics Canada (2023), Labour Force Survey

In October, Information, Culture and Rec was the top growing industry with an increase of 17.4K workers. Offsetting 88% of the loss seen in September. Following was Educational Services, gaining 9K workers on top of the 27.8K in September. Ontario's Health Care sector also saw growth in October, with a consecutive increase of 6.9K.

Wholesale and Retail Trade saw a loss of 29.2K workers in October, This marks another month of employment contraction as the industry lost 17K some workers in September. Accommodation and Food Services was one of last month's top growing industries but saw a decline of 8.5K in October. The Finance and related industries remains top 3 declining in October, with a loss of 7.3K and 20.6K across September-October.



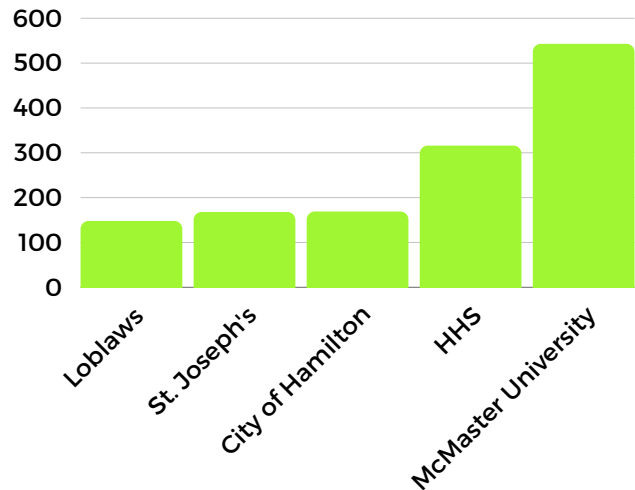
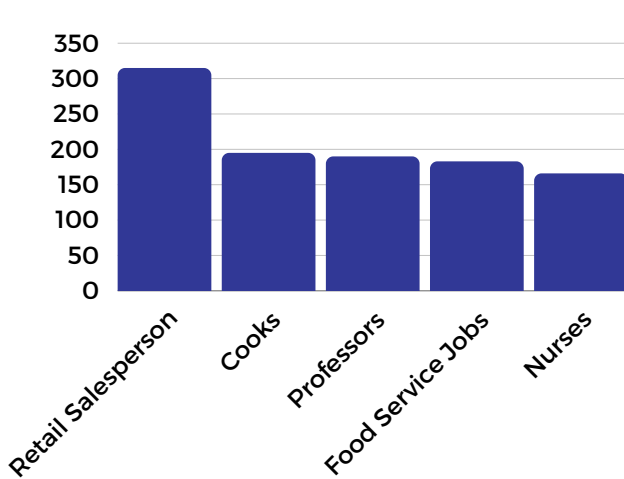


# Workforce Planning Hamilton

# JOB DEMAND

## In Demand Jobs

In October, Service-related occupations were among the most in-demand. Retail Salespersons came in first, followed by Cooks. Other in-demand jobs included Professors and Nurses.



The top five hiring employers for the month of October were McMaster University, Hamilton Health Sciences (HHS); City of Hamilton; St. Joseph's Healthcare; and Loblaws.

## Top Skills



Communication



Support



Management



Customer Service



Organization







# WORKFORCE PLANNING HAMILTON

---

**Website**

[www.workforceplanninghamilton.ca](http://www.workforceplanninghamilton.ca)

**Email**

[info@workforceplanninghamilton.ca](mailto:info@workforceplanninghamilton.ca)

**Address**

1 Young St, Unit 201, Hamilton ON