



WORKFORCE
PLANNING
HAMILTON

OCTOBER 6TH, 2023

Monthly Snapshot

Labour Market Updates for
September 2023

WWW.WORKFORCEPLANNINGHAMILTON.CA

Table of Contents

03

At a Glance

04

Employment

05


Hamilton's
Youth

06-07

Industrial
Changes

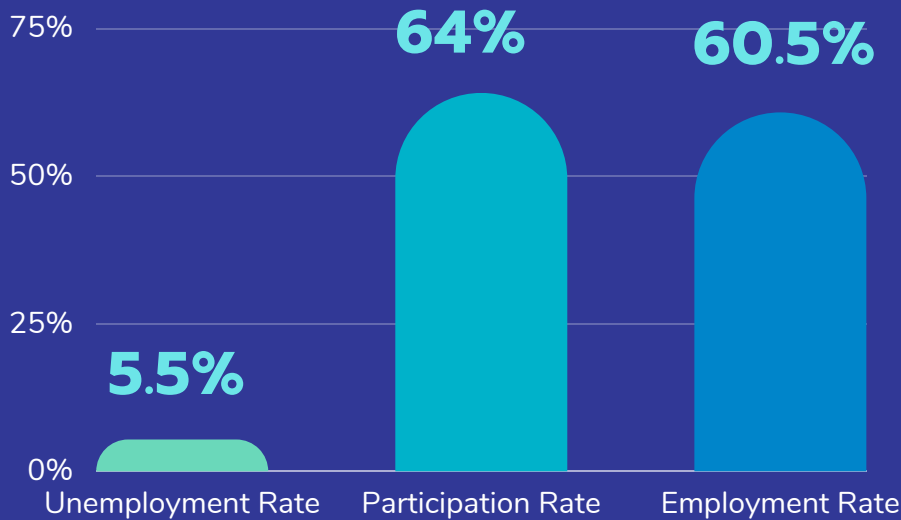
08

Job Demand Trends



Hamilton

Figure 1. Labour Force Rates for Hamilton CMA, Sept 2023



Source: Statistics Canada (2023). Labour Force Survey

At A Glance



7,559 Job Posts

Retail Salespersons were the most in-demand.

McMaster University was September's top hiring employer.

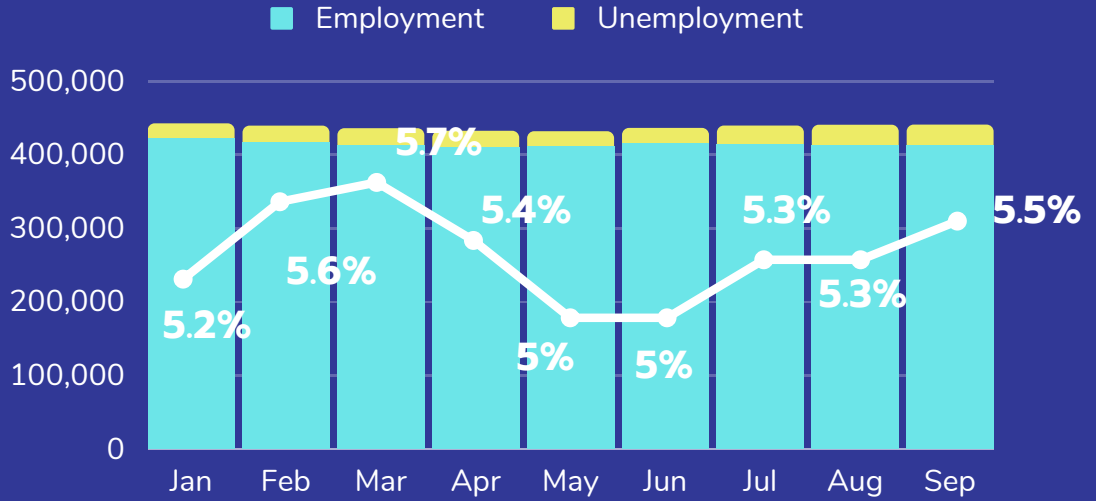


Industry

Educational Services was Ontario's top growing industry while Information, Culture and Rec was the top declining.

Labour Force Highlights

Figure 2. Employment and Unemployment in Hamilton CMA, Jan-Sep 2023



Source: Statistics Canada (2023). Labour Force Survey

Employment in September 2023

Hamilton’s labour force in September saw a lull in the participation rate and employment rate, with both remaining unchanged at 64% and 60.5%, respectively.

Unemployment in Hamilton increased in September, with a 2.5% increase in the number of unemployed persons (27,500 to 28,200). Likewise, the unemployment rate increased for September, from 5.3% to 5.5% (+0.2%).

Compared to the summer, less people entered Hamilton’s labour force in September, with an increase of only 200. In contrast to the month-over-month change from July to August of 1,100 persons (+2.5%). In September, there were a total of 439,800 persons in Hamilton’s (CMA) labour force.

Hamilton's Youth

Changes in the labour force, employment and work type.

Similar to the general labour force, Hamilton's youth for September saw a decline in the overall number of youths in the labour force by 4,800 (-6.7%). As we enter in the fall months, more youths will be entering back into school/training.

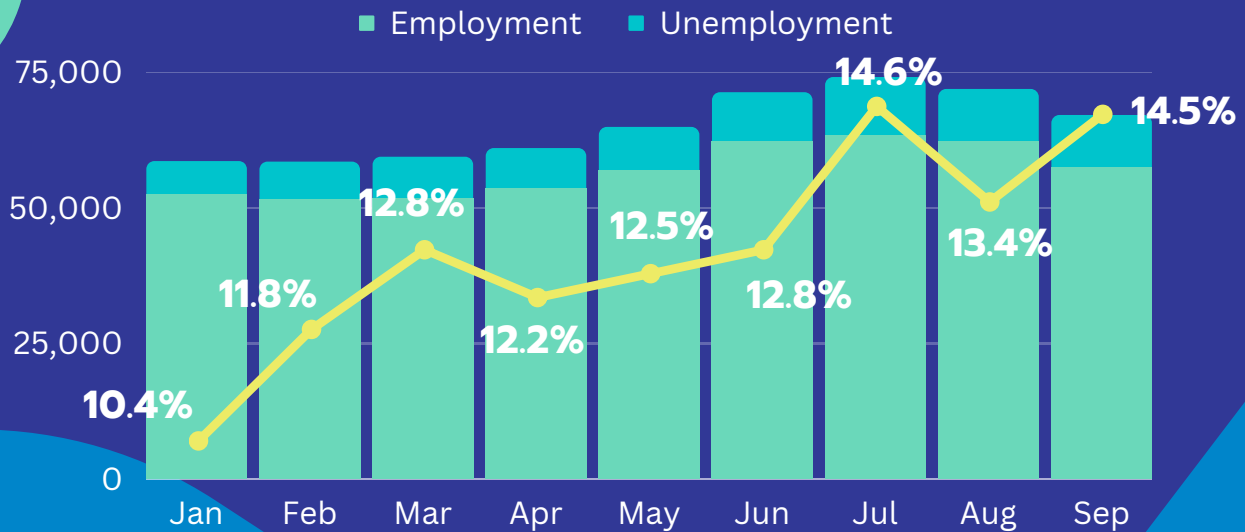
Unemployment among Hamilton's youth also increased in September, with the unemployment rate increasing from 13.4% to 14.5% (+1.1%).

Similarly, youth employment declined in September, going from 63% in August to 57.8% in September (-5.2%). Participation among youths also declined with a participation rate of 67.6% (-5.1%).

Youths in full-time employment declined by 1,800 persons (-5.1%), with part-time employment declining by 11%.

Youth Labour Force

Figure 3. Youth (15-24) Employment and Unemployment in Hamilton CMA, Jan-Sep 2023



Source: Statistics Canada (2023). Labour Force Survey

Industrial Changes

Employment Changes from Aug to Sep

Figure 4. Top Growing Industry by Employment, Aug-Sep 2023, Ontario

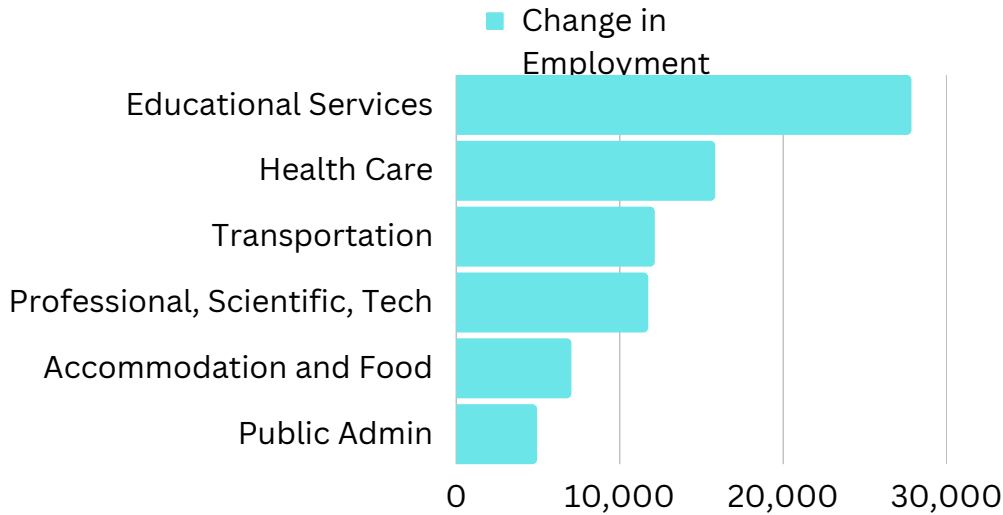
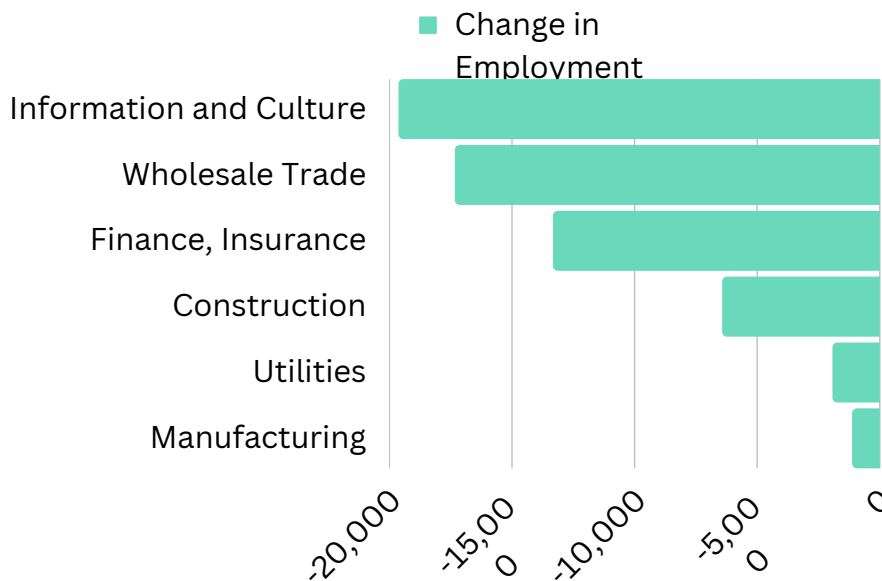


Figure 5. Top Declining Industry by Employment, Aug-Sep 2023, Ontario



Source: Statistics Canada (2023). Labour Force Survey

Summary

Trends in Ontario's industries

In September 2023, Ontario's top growing industry in regards to employment was Educational Services with 27,800 new workers. Following was Health Care and Social Assistance (+15,800) and Transportation and Warehousing (+12,100).

Ontario's top declining industries in terms of employment was Info, Culture and Rec with a loss of 19,600 workers. Following was Wholesale Trade (-17,300) and Finance, Insurance, Real Estate (-13,300).



Educational Services

+27,800

Health Care and Social Assistance

+15,800

Transportation and Warehousing

+12,100

Info, Culture, Rec

-19,600

Wholesale Trade

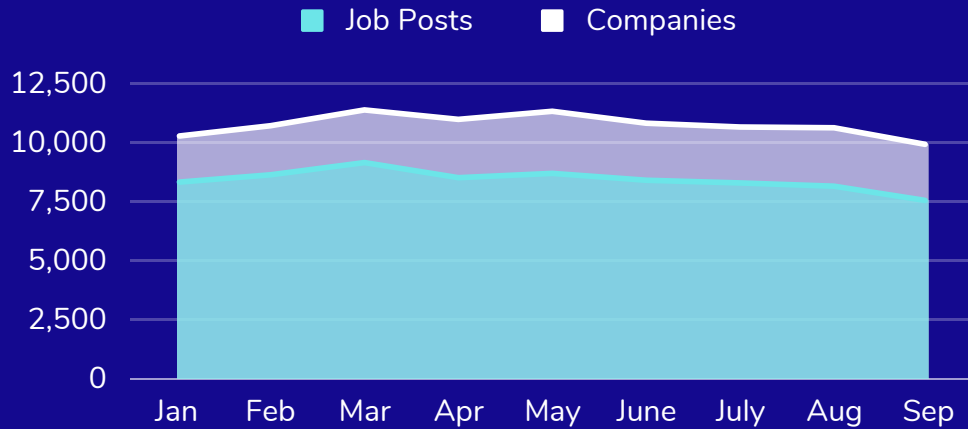
-17,300

Finance, Insurance, Real Estate

-13,300

Job Postings Trend

Figure 6. Job Posts and Companies Hiring in Hamilton, Jan-Sep 2023



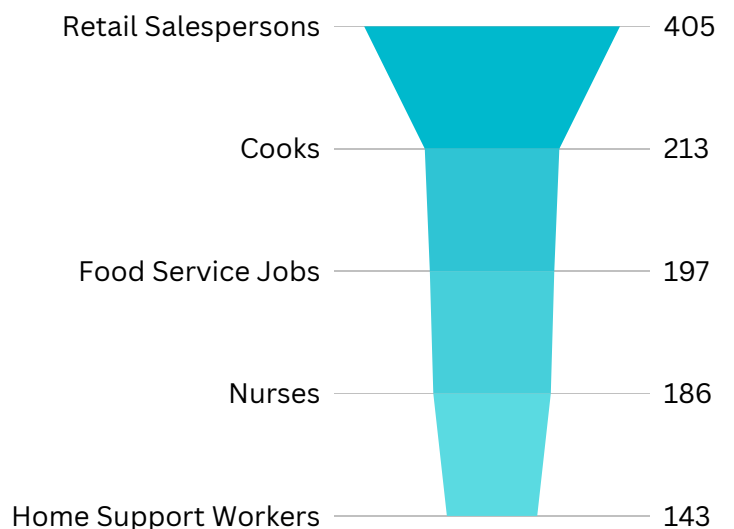
Occupations and Companies

In September of 2023, our Job Board collected 7,559 active job posts, with 2,370 companies hiring. Compared to the previous period, active job posts declined by 7% and the amount of companies hiring declined by 4%.


Hamilton's top hiring employer for September was McMaster University, followed by Hamilton Health Sciences, St. Joseph's Health Care Hamilton; the City of Hamilton; and Loblaws Companies Ltd.

Top skills employers were looking for in September were communication, support, and management skills. Employers were also looking to hire individuals with at least a HS education.

Figure 7. In-Demand Jobs for Sep 2023



Source: Workforce Planning Hamilton (2023). Job Board



Contact



**WORKFORCE
PLANNING
HAMILTON**

www.workforceplanninghamilton.ca
1 Young St, #201, L8N 1T8
905-521-5777