



Monthly Snapshot

June 2023

Workforce Planning Hamilton
July 7th, 2023

Topics

- 01** Tracking Inflation
- 02** Employment and Unemployment
- 03** Hamilton Youth Statistics
- 04** Industries in Ontario
- 05** Hamilton Job Report

Executive Summary

WPH's monthly snapshots offer an insight into the **latest labour market trends** for each month. The reports highlight economic trends and employment statistics for Ontario and the Hamilton region. Indicators are sourced from Statistic Canada's most up-to-date Labour Force Survey data each month. Pages 3-4 use data on seasonally adjusted three-month moving averages, as such, fluctuations in numbers snapshot-by-snapshot may occur.

What's Covered in June's Report

This report focuses on 5 main topics: 1) inflation updates in Canada; 2) changes in employment within Ontario and Hamilton; 3) Hamilton youth statistics; 4) industry-specific changes; and 5) in-demand jobs in the Hamilton region.

Main Highlights

- **Total CPI in Canada** declined to 3.4% (-1.0%) in May 2023.
- **The unemployment rate** remained level in Hamilton at 5.0% while Ontario's unemployment rate increased to 5.7% for June 2023.
- **Hamilton's youth labour force** grew tremendously in June 2023. With summer rolling in, more and more students are entering the labour force and looking for employment.
- **Ontario's top growing industry** for June 2023 was Wholesale and Retail Trade, with the top declining industry being Accommodation and Food Services.
- **Retail Salespersons** continue to be Hamilton's most in-demand job, with McMaster University as June's top hiring employer.

Workforce Planning Hamilton is a leader in local workforce development, providing evidence-based analysis and engaging a broad range of labour market stakeholders. For more information visit our website at www.workforceplanninghamilton.ca

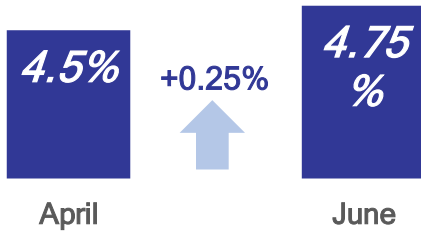
Tracking Inflation

Inflation in Canada, May 2023

After an unprecedented hike in inflation in April, May saw a nose-dive in total CPI inflation from 4.4% to 3.4%. Last month, the Bank of Canada hiked the target for the policy rate to 4.75% - a historic 22-year high. With the easing of inflation in June, there might be room for the Bank of Canada to stall on another policy rate hike.

Figure 1. CPI Measures, May 2023 Canada

Target Policy Rate, 2023

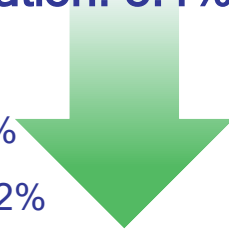


Total CPI Inflation: 3.4%

CPI-Trim: 3.8%

CPI-Median: 3.9%

CPI-Common: 5.2%



Source: Bank of Canada, CPI Measures June 2023



Employment and Unemployment

Ontario

Figure 2. Labour Force Characteristics, Rates (%) for Ontario, Apr 2023-Jun 2023

Ontario	Apr-23	May-23	Jun-23	1-Month Change	1-Year Change
Unemployment Rate	4.9	5.5	5.7	+0.2	+0.5
Employment Rate	62.3	61.9	62.2	+0.3	+0.3
Participation Rate	65.5	65.6	65.9	+0.4	+0.7

Source: Statistics Canada, Labour Force Survey July 2023

In June 2023, Ontario saw a slight increase in the unemployment rate to **5.7% (+0.2%)**. Compared to a yearly basis, unemployment grew by 0.5%. The employment rate increased to **62.2% from 61.9% (+0.3%)** in June. From a yearly basis, the employment rate was 0.3% higher this year. Likewise, the participation rate increased to 65.9% (+0.4%). In June, Ontario's labour force grew by 0.9% (monthly basis; seasonally unadjusted), with the youth labour force seeing the largest increase of 2.3% (monthly basis; seasonally unadjusted).

Hamilton

Figure 3. Labour Force Characteristics, Rates (%) for Hamilton, Apr 2023-Jun 2023

Hamilton	Apr-23	May-23	Jun-23	1-Month Change	1-Year Change
Unemployment Rate	5.4	5.0	5.0	x	+0.2
Employment Rate	60.5	60.4	60.7	+0.3	-1.8
Participation Rate	64.1	63.6	63.8	+0.2	-1.9

Source: Statistics Canada, Labour Force Survey July 2023

Hamilton saw no change to the unemployment rate, leveling at **5.0%** in June 2023. From a yearly standpoint, the unemployment rate was still higher by 0.2% compared to 2022. The employment rate increased from **60.4% to 60.7% (+0.3%)**. From a yearly basis, the employment rate was significantly lower in 2023. Likewise, Hamilton's participation rate in June 2023 grew **by 0.2% to 63.8%**, and was 1.9% lower in 2023.

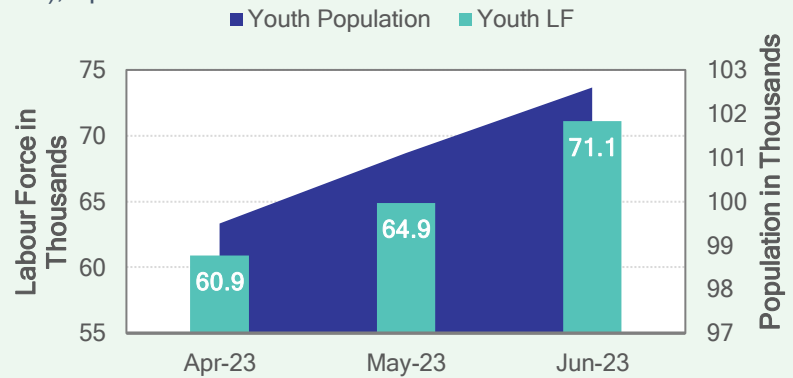


Hamilton Youth Statistics

Youth Population and Labour Force

Figure 4. Youth Labour Force (15-24 years, thousands), Apr 2023-Jun 2023

This data looks at those 15-24 years old. Youth that either have a job or business are known as **employed youth**. Youth that are without work, available for work, or actively seeking work are known as **unemployed youth**. Together, employed and unemployed youth constitute the **youth labour force (LF)**.

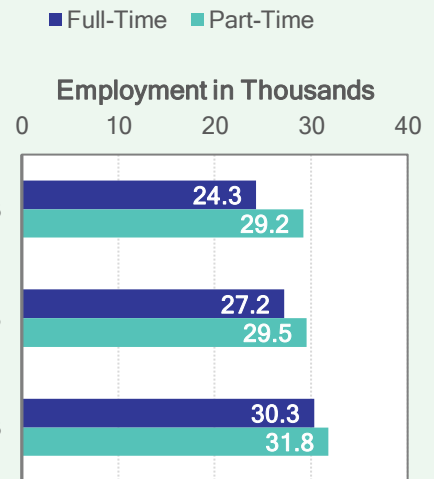
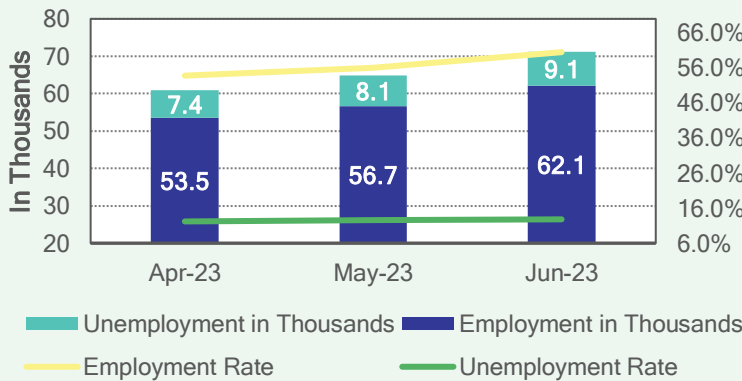


Source: Statistics Canada, Labour Force Survey July 2023

In June 2023, Hamilton's youth population totaled **102,600** youths and the labour force totaled **71,100** youths. In the past three months, Hamilton's youth labour force has grown. With the summer rolling in, more youth are entering the labour force and looking for employment. By a gender breakdown, female youths made up **44%** of the labour force and male youths at **56%** of the total youth labour force.

Youth Employment and Unemployment

Figure 5-6. Youth Employment (15-24 years, thousands), Apr 23-Jun 23



Source: Statistics Canada, Labour Force Survey July 2023

Both unemployment and employment among youths rose in June 2023. The employed youth population grew to **62,100** and the unemployed youth population by **9,100**. This is expected as Hamilton's youth labour continues to increase. In regards to employment, 30,300 youths were in full-time employment and 31,800 in part-time employment in June.

Industries in Ontario



Top 5 Growing Industries in Ontario

Figure 7. Growth by Industry, May-23 to Jun-23

Industry	M/M Change	Y/Y Change
Wholesale and Retail Trade	+11,900	-2.4%
Transportation and Warehousing	+9,700	+6.3%
Manufacturing	+7,300	+4.4%
Finance, Insurance, Real Estate, Rental and Leasing	+7,100	+2.5%
Professional, Scientific, and Technical Services	+6,700	+1.4%

Source: Statistics Canada, Labour Force Survey July 2023

June's top growing industry in terms of employment was **Wholesale and Retail Trade** with an increase of almost 12,000 workers.

Following was **Transportation and Warehousing** with almost 10,000 new workers. From a yearly basis, the industry's employment grew by 6.3%.

Finance, Insurance, Real Estate, Rental and Leasing also saw employment gains of 7,300 workers and a yearly employment growth of 4.4%.

Top 5 Declining Industries in Ontario

Figure 8. Decline by Industry, May-23 to Jun-23

Industry	M/M Change	Y/Y Change
Accommodation and Food Services	-2,700	+6.4%
Educational Services	-2,300	-2.4%
Construction	-1,800	+2.7%
Information, Culture and Recreation	-1,500	+2.9%

Source: Statistics Canada, Labour Force Survey July 2023

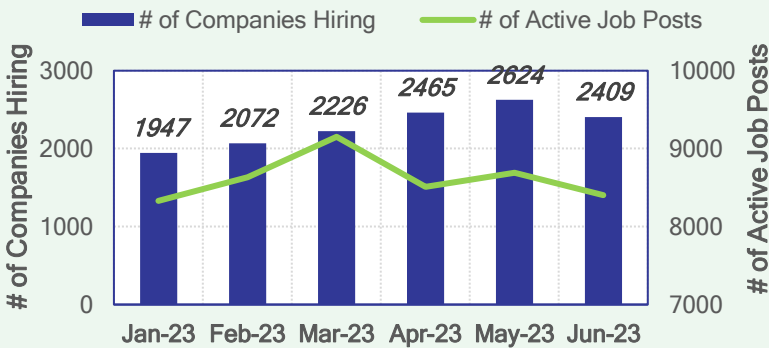
June's top declining industry in terms of employment was **Accommodation and Food Services**, losing almost 3,000 workers. Despite this, the industry still saw a yearly growth of 6.4%.

Following was **Educational Services** with a decline of 2,300 and a yearly loss of 2.4%.

Construction saw an 1,800 decline in employment but from a yearly standpoint, still saw a 2.7% growth in industry employment.

Job Postings for June 2023

Figure 9. Total Postings and Companies Hiring, Jan-June 2023, Hamilton



WPH'S *Job Demand Reports* capture monthly data on job postings from job boards and employer websites that recruit candidates in the Hamilton region.

In June 2023, WPH's Job Board collected **8,402 job postings from 2,409 employers** throughout the month.

Compared to last month's total, the number of active job postings decreased by 293 (-3%), with a 9% decrease in companies hiring.

Top 5 Employers

The top hiring employer in June 2023 was **McMaster University** with 685 job postings. The influx of job postings was primarily from summer teaching positions and contract positions.

Following were Hamilton Health Sciences, St. Joseph's Healthcare; the City of Hamilton; and Loblaws Companies Ltd.

Figure 10. Top 5 Employers, June 2023, Hamilton

Industry	Postings Count
McMaster University	685
Hamilton Health Sciences	355
St. Joseph's Healthcare	206
City of Hamilton	175
Loblaws Companies Ltd.	90

Top 5 In-Demand Jobs

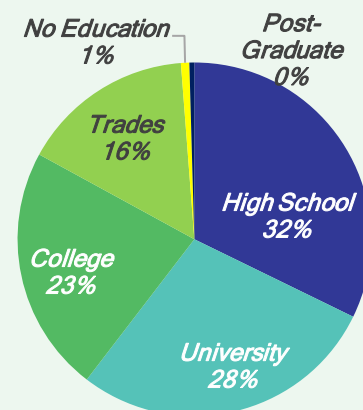
Figure 11. Top 5 In-Demand Jobs, June 2023, Hamilton

NOC	Job Title
6421	Retail Salespersons
4011	University Professors and Lecturers
6711	Food Counter Attendants, Kitchen Helpers, and Related Support Occupations
3012	Registered Nurses and Registered Psychiatric Nurses
6322	Cooks

The **top in-demand job** for June 2023 was **Retail Salespersons (6421)**. Followed by University Professors and Lecturers (4011), Food Service Workers (6711); Nurses (3012); and Cooks (6322).

Retail Salespersons continue to dominant as the top in-demand occupation for Hamilton. 3 out of 5 in-demand occupations remain in the Sales and Services occupational group.

Figure 12. Education Statistics, June 2023, Hamilton



81% of job postings did not list educational requirements, from the 19% which did, most employers were looking for candidates with a High School Diploma or equivalent at 32%.

Workforce Planning Hamilton

Business, Labour & Community: Planning for Prosperity

Since 1997 Workforce Planning Hamilton has provided planning, partnerships and projects that highlight local labour market trends and support workforce development.

WPH is a member of Workforce Planning Ontario, a network of 26 labour market planning areas across Ontario.

Our evidence-based approach relies on key industry sector and demographic data combined with local intelligence from employers and other local partners to develop a strategic vision for Hamilton.

Log on to WPH's [website](#) and you will:

Discover our community [Projects and Partners](#) that promote labour force development.

Learn about local labour market trends, opportunities, and priorities in our [Publications](#).

Connect to [Links](#) on training, employment, and labour market information.

Find Hamilton's largest [Job Board!](#)



Workforce Planning Hamilton

Planification de main d'oeuvre de Hamilton

1 Young St #201

Hamilton, Ontario, L8N 1T8

Telephone: 905-521-5777

Fax: 905-521-9309

Email: info@workforceplanninghamilton.ca

Website: www.workforceplanninghamilton.ca



Canada 

Ontario 