



Monthly Snapshot

May 2023

Workforce Planning Hamilton
June 12th, 2023



Topics

- 01** Tracking Inflation
- 02** Employment and Unemployment
- 03** Hamilton Youth Statistics
- 04** Industries in Ontario
- 05** Hamilton Job Report

Executive Summary

WPH's monthly snapshots offer an insight into the **latest labour market trends** for each month. The reports highlight economic trends and employment statistics for Ontario and the Hamilton region. Indicators are sourced from Statistic Canada's most up-to-date Labour Force Survey data each month. Pages 3-4 use data on seasonally adjusted three-month moving averages, as such, fluctuations in numbers snapshot-by-snapshot may occur.

What's Covered in May's Report

This report focuses on 5 main topics: 1) inflation updates in Canada; 2) changes in employment within Ontario and Hamilton; 3) Hamilton youth statistics; 4) industry-specific changes; and 5) in-demand jobs in the Hamilton region.

Main Highlights

- **Total CPI in Canada** increased in April 2023 to 4.4%.
- **The unemployment rate** in May 2023 for Hamilton was 5%.
- **Hamilton's youth labour force** continues to grow in May.
- **Ontario's top growing industry** was Manufacturing and the top declining industry was Transportation and Warehousing.
- **McMaster University** was Hamilton's top hiring employer in May.
- **Retail Salespersons** continue to be in high-demand for Hamilton.

Workforce Planning Hamilton is a leader in local workforce development, providing evidence-based analysis and engaging a broad range of labour market stakeholders. For more information visit our website at www.workforceplanninghamilton.ca

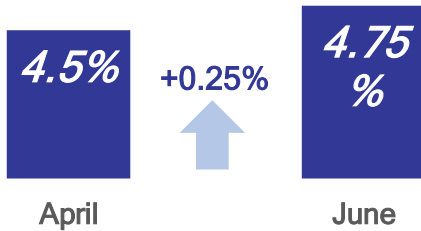
Tracking Inflation

Inflation in Canada, April 2023

In April 2023, Canada saw a slight hike in the Total CPI inflation, **increasing to 4.4%** (CPI-Trim: 4.2%; CPI-Median: 4.2%; CPI-Common: 5.7%). In June, the Bank of Canada increased its policy interest rate by 0.25% to 4.75% from 4.5% amidst strong goods and services demand and a tight job market.

Figure 1. CPI Measures, April 2023 Canada

Target Policy Rate, 2023



Total CPI Inflation: 4.4%

CPI-Trim: 4.2%

CPI-Median: 4.2%

CPI-Common: 5.7%

Source: Bank of Canada, CPI Measures June 2023



Employment and Unemployment

Ontario

Figure 2. Labour Force Characteristics, Rates (%) for Ontario, Mar 2023-May 2023

Ontario	Mar-23	Apr-23	May-23	1- Month Change	1-Year Change
Unemployment Rate	5.1	4.9	5.5	+0.6	+0.1
Employment Rate	62.2	62.3	61.9	-0.4	-0.2
Participation Rate	65.5	65.5	65.6	-0.1	+0.1

Source: Statistics Canada, Labour Force Survey June 2023

Ontario's unemployment rose to **5.5% (+0.6%)** in May 2023; the employment rate was **61.9% (-0.4)** and the participation rate at **65.6% (+0.1)**. Compared to the last three months, the participation rate has remained consistent - with a dip in the employment rate and a hike in the unemployment rate for May. Compared to last month, Ontario's labour force grew by **29,800 persons (+0.4%)** (seasonally unadjusted).

Hamilton

Figure 3. Labour Force Characteristics, Rates (%) for Hamilton, Mar 2023-May 2023

Hamilton	Mar-23	Apr-23	May-23	1- Month Change	1-Year Change
Unemployment Rate	5.7	5.4	5.0	-0.4	-0.3
Employment Rate	60.9	60.5	60.4	-0.1	-1.7
Participation Rate	64.6	64.1	63.6	-0.5	-1.9

Source: Statistics Canada, Labour Force Survey June 2023

For May 2023, Hamilton's unemployment totaled **5% - down by 0.4%** since April 2023. The employment rate continues to decrease **at 60.4% (-0.1%)** and the participation rate was **63.6% (-0.5%)**. Compared to last month, Hamilton's labour force saw a continuous **decline of 2,600** in May 2023 (seasonally unadjusted).

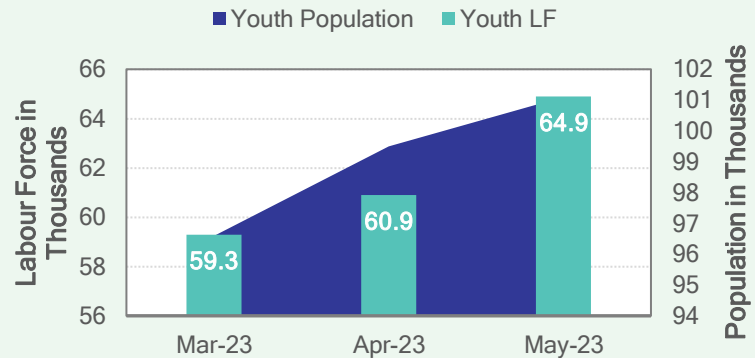


Hamilton Youth Statistics

Youth Population and Labour Force

Figure 4. Youth Labour Force (15-24 years, thousands), Mar 2023-May 2023

This data looks at those 15-24 years old. Youth that either have a job or business are known as **employed youth**. Youth that are without work, available for work, or actively seeking work are known as **unemployed youth**. Together, employed and unemployed youth constitute the **youth labour force (LF)**.

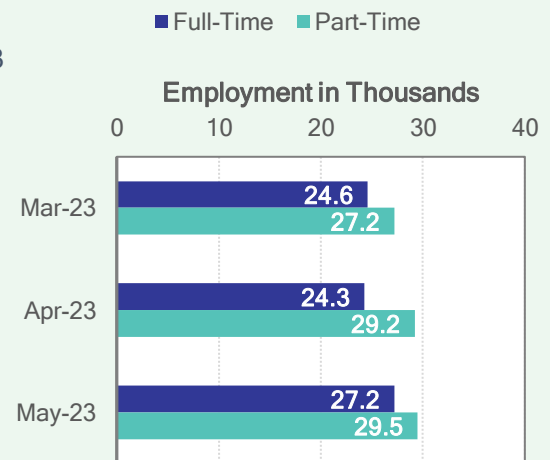
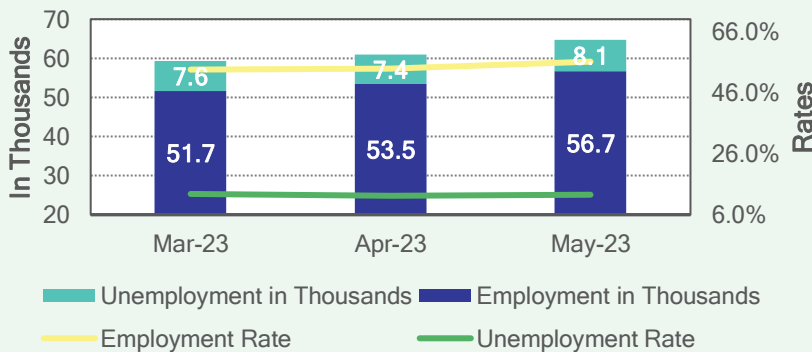


Source: Statistics Canada, Labour Force Survey June 2023

For the Hamilton CMA, the youth population and labour force **continue to increase** in May 2023. The youth population settled at 101,100 and the youth labour force at 64,900. Male youth made up **52%** of May's labour force and female youth made up **48%** of the total youth labour force.

Youth Employment and Unemployment

Figure 5-6. Youth Employment (15-24 years, thousands), Mar 23-May 23



Source: Statistics Canada, Labour Force Survey June 2023

In May 2023, the youth unemployment rate totaled **12.5% (+0.3%)**; the youth employment rate was **56.1% (+2.3%)**; and the youth participation rate was **64.2% (+3%)**. The population of employed youths grew by 3,200 and unemployed youths increased by 700. Full-time employment among youth in Hamilton **increased** by 2,900 youths to 27,200 in May. Part-time employment, on the other hand, **increased** by 300 youths to 29,500.

Industries in Ontario



Top 5 Growing Industries in Ontario

Figure 7. Growth by Industry, Apr-23 to May-23

Industry	M/M Change	Y/Y Change
Manufacturing	+20,100 (+2.5%)	+4.2%
Accommodation and Food Services	+19,200 (+4.7%)	+6%
Information, Culture, Recreation	+11,400 (+3.5%)	+0.1%
Other Services (Except Public Admin)	+5,600 (+2.2%)	+3.4%
Utilities	+4,000 (+6.6%)	+7.5%

Source: Statistics Canada, Labour Force Survey June 2023

Ontario's top growing industry for May 2023 was **Manufacturing**, with a monthly increase of 20,100 (+2.5%) workers.

Following was **Accommodation and Food Services** with a growth of 19,200 (4.7%)

Other top growing industries were Information, Culture, Recreation (3.5%), Other Services (2.2%); and Utilities (6.6%).

Top 5 Declining Industries in Ontario

Figure 8. Decline by Industry, Apr-23 to May-23

Industry	M/M Change	Y/Y Change
Transportation and Warehousing	-18,700 (-4.6%)	+3.4%
Wholesale and Retail Trade	-13,800 (-1.2%)	-4.1%
Health Care and Social Assistance	-13,700 (-1.4%)	+3.2%
Business, Building and Other Support Services	-12,600 (-4.2%)	+3.1%
Professional, Scientific and Technical Services	-10,200 (-1.3%)	-0.2%

Source: Statistics Canada, Labour Force Survey June 2023

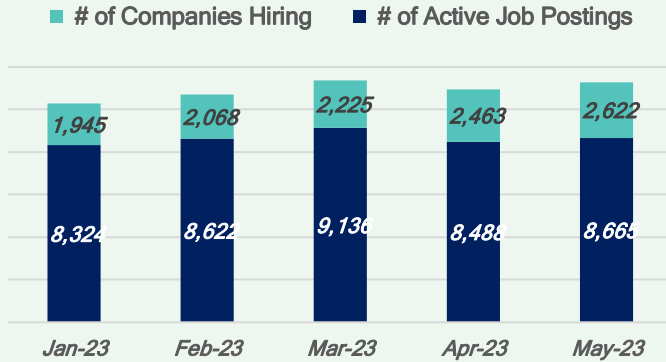
Ontario's top declining industry for May 2023 was **Transportation and Warehousing**, losing 18,700 (-4.6%) workers.

Following was **Wholesale and Retail Trade** with a loss of 13,800 workers (-1.2%).

Other industries which saw employment losses were Health Care and Social Assistance (-1.4%), Business, Building and Other Support Services (-4.2%); and Professional, Scientific and Technical Services (-1.3%).

Job Postings for May 2023

Figure 9. Total Postings and Companies Hiring, Jan-May 2023, Hamilton



WPH'S *Job Demand Reports* capture monthly data on job postings from job boards and employer websites that recruit candidates in the Hamilton region.

In May 2023, WPH's Job Board collected **8,665 job postings from 2,622 employers** throughout the month.

Compared to last month's total, the number of active job postings increased by 177 (+2%), with a 2% increase in the number of new job postings.

Top 5 Employers

The top hiring employer in May 2023 was **McMaster University** with 449 job postings, keeping its position after overtaking Hamilton Health Sciences last month.

Following were Hamilton Health Sciences, St. Joseph's Healthcare; the City of Hamilton; and Kijiji Employers.

Figure 10. Top 5 Employers, May 2023, Hamilton

Industry	Postings Count
McMaster University	449
Hamilton Health Sciences	390
St. Joseph's Healthcare	231
City of Hamilton	168
Kijiji Employers	90

Top 5 In-Demand Jobs

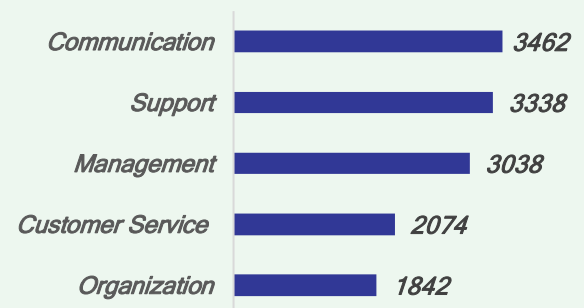
Figure 11. Top 5 In-Demand Jobs, May 2023, Hamilton

NOC	Job Title
6421	Retail Salespersons
3012	Registered Nurses and Registered Psychiatric Nurses
7511	Transport Truck Drivers
6711	Food Counter Attendants, Kitchen Helpers, and Related Support Occupations
6322	Cooks

The **top in-demand job** for May 2023 was **Retail Salespersons (6421)**. The following were Registered Nurses and Registered Psychiatric Nurses (3012), Transport Truck Drivers (7511), Food Industry Related Occupations (6711), and Cooks (6322).

Retail Salespersons continue to dominant as the top in-demand occupation for Hamilton. 3 out of 5 in-demand occupations remain in the Sales and Services occupational group.

Figure 12. Top 5 In-Demand Skills, May 2023, Hamilton



In May, the top five in-demand skills were Communication, Support, Management, Customer Service and Organization.

Workforce Planning Hamilton

Business, Labour & Community: Planning for Prosperity

Since 1997 Workforce Planning Hamilton has provided planning, partnerships and projects that highlight local labour market trends and support workforce development.

WPH is a member of Workforce Planning Ontario, a network of 26 labour market planning areas across Ontario.

Our evidence-based approach relies on key industry sector and demographic data combined with local intelligence from employers and other local partners to develop a strategic vision for Hamilton.

Log on to WPH's [website](#) and you will:

Discover our community [Projects and Partners](#) that promote labour force development.

Learn about local labour market trends, opportunities, and priorities in our [Publications](#).

Connect to [Links](#) on training, employment, and labour market information.

Find Hamilton's largest [Job Board!](#)



Workforce Planning Hamilton

Planification de main d'oeuvre de Hamilton

1 Young St #201

Hamilton, Ontario, L8N 1T8

Telephone: 905-521-5777

Fax: 905-521-9309

Email: info@workforceplanninghamilton.ca

Website: www.workforceplanninghamilton.ca



Canada 

Ontario 