



# Monthly Snapshot

April 2023

**Workforce Planning Hamilton**  
**May 5<sup>th</sup>, 2023**



## Topics

- 01** Tracking Inflation
- 02** Employment and Unemployment
- 03** Hamilton Youth Statistics
- 04** Industries in Ontario
- 05** Hamilton Job Report

## Executive Summary

WPH's monthly snapshots offer an insight into the **latest labour market trends** for each month. The reports highlight economic trends and employment statistics for Ontario and the Hamilton region. Indicators are sourced from Statistic Canada's most up-to-date Labour Force Survey data each month. Pages 3-4 use data on seasonally adjusted three-month moving averages, as such, fluctuations in numbers snapshot-by-snapshot may occur.

## What's Covered in April's Report

This report focuses on 5 main topics: 1) inflation updates in Canada; 2) changes in employment within Ontario and Hamilton; 3) Hamilton youth statistics; 4) industry-specific changes; and 5) in-demand jobs in the Hamilton region.

### Main Highlights

- **Total CPI in Canada** has lull to 4.3% as of March 2023.
- **The unemployment rate** in Hamilton for April was 5.4%.
- **Hamilton's youth labour force** increased to 60,900 youths in April.
- **Ontario's top growing industry** in April was Transportation and Warehousing, with the top declining being Accommodation and Food Services.
- **McMaster University** was April's top hiring employer for the region.
- **Retail Salespersons** continue to remain top of the list as the most in-demand occupation in Hamilton for April 2023.

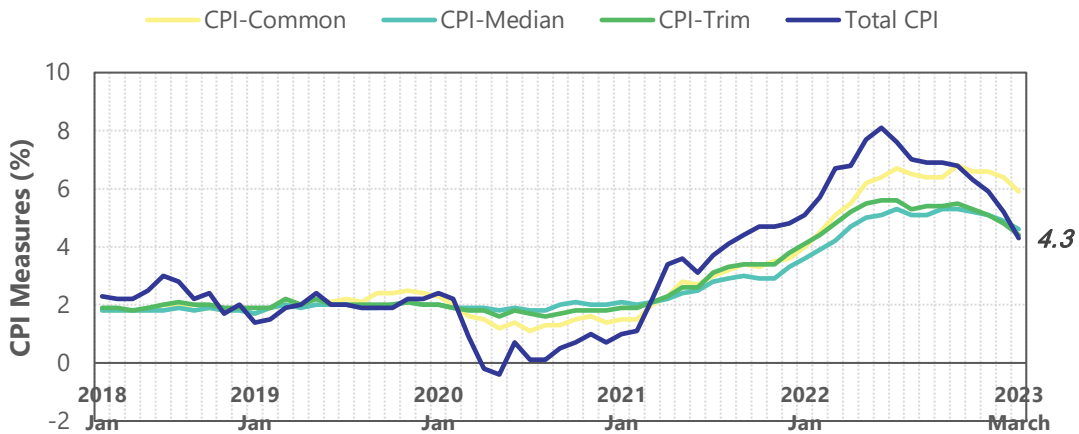
Workforce Planning Hamilton is a leader in local workforce development, providing evidence-based analysis and engaging a broad range of labour market stakeholders. For more information visit our website at [www.workforceplanninghamilton.ca](http://www.workforceplanninghamilton.ca)

# Tracking Inflation

## Inflation in Canada, March 2023

Total CPI Inflation in Canada has settled to **4.3% as of March 2023**, down by 0.9% since February. (CPI-trim: 4.4%, CPI-median: 4.6%, CPI-common: 5.9%). The Bank of Canada forecasts that CPI inflation should come down to 3% by mid-2023, reaching the **2%** target by the end of 2024.

Figure 1. CPI Measures, March 2023 Canada



Source: Bank of Canada, CPI Measures April 2023



# Employment and Unemployment

## Ontario

Figure 2. Labour Force Characteristics, Rates (%) for Ontario, Feb 2023-Apr 2023

Ontario	Feb-23	Mar-23	Apr-23	1-Month Change	1-Year Change
Unemployment Rate	5.2	5.1	4.9	-0.2	-0.5
Employment Rate	62.2	62.2	62.3	+0.1	0.0
Participation Rate	65.5	65.5	65.5	0.0	-0.4

Source: Statistics Canada, Labour Force Survey May 2023

Ontario's unemployment settled to **4.9% (-0.2%)** in April 2023; the employment rate was **62.3% (+0.1)** and the participation rate at **65.5%**. Compared to the last three months, the employment rate and participation rate have remained consistent - with a minor hike in the employment rate for April. Compared to last month, Ontario's labour force grew by **23,800 persons (+0.3%)** (seasonally unadjusted).

## Hamilton

Figure 3. Labour Force Characteristics, Rates (%) for Hamilton, Feb 2023-Apr 2023

Hamilton	Feb-23	Mar-23	Apr-23	1-Month Change	1-Year Change
Unemployment Rate	5.6	5.7	5.4	-0.3	-0.2
Employment Rate	61.2	60.9	60.5	-0.4	-1.1
Participation Rate	64.8	64.6	64.1	-0.5	-1.1

Source: Statistics Canada, Labour Force Survey May 2023

For April 2023, Hamilton's unemployment totalled **5.4% - down by 0.3%** since March 2023. The employment rate settled at **60.5% (-0.4%)** and the participation rate was **64.1% (-0.5%)**. Compared to last month, Hamilton's labour force saw a **decline of 3,500** in April 2023 (seasonally unadjusted).

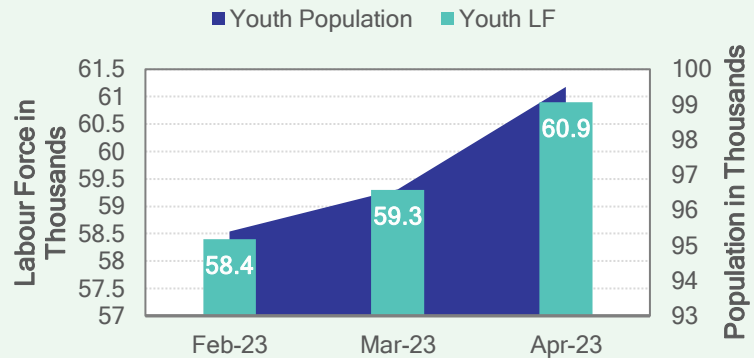


# Hamilton Youth Statistics

## Youth Population and Labour Force

Figure 4. Youth Labour Force (15-24 years, thousands), Feb 2023-Apr 2023

This data looks at those 15-24 years old. Youth that either have a job or business are known as **employed youth**. Youth that are without work, available for work, or actively seeking work are known as **unemployed youth**. Together, employed and unemployed youth constitute the **youth labour force (LF)**.

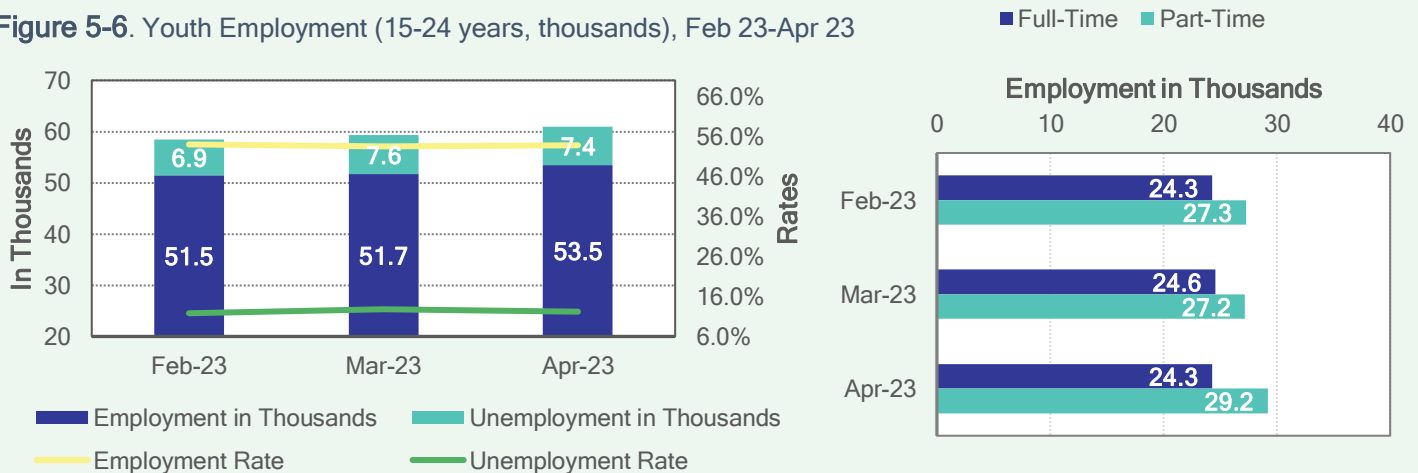


Source: Statistics Canada, Labour Force Survey May 2023

For the Hamilton CMA, the youth population and labour force **increased** in April 2023. The youth population settled at 99,500 and the youth labour force at 60,900. Male youth made up **55%** of April's labour force and female youth made up **45%** of the total youth labour force.

## Youth Employment and Unemployment

Figure 5-6. Youth Employment (15-24 years, thousands), Feb 23-Apr 23



Source: Statistics Canada, Labour Force Survey May 2023

In April 2023, the youth unemployment rate totalled **12.2% (-0.6%)**; the youth employment rate was **53.8% (+0.3%)**; and the youth participation rate was **61.2% (-0.2%)**. The population of employed youths grew by 1,800 and unemployed youths shrank by 200. Full-time employment among youth in Hamilton **decreased** by 600 youths to 24,300 in April. Part-time employment, on the other hand, **increased** by 2,000 youths to 29,200.

# Industries in Ontario



## Top 5 Growing Industries in Ontario

Figure 7. Growth by Industry, Mar-23 to Apr-23

Industry	M/M Change	Y/Y Change
Transportation and Warehousing	+19,500	+26,500
Wholesale and Retail Trade	+12,100	-30,100
Information, Culture and Recreation	+9,600	-6,000
Construction	+6,400	+6,300
Educational Services	+6,300	-8,800

Source: Statistics Canada, Labour Force Survey May 2023

April's top growing industry in terms of employment was **Transportation and Warehousing**, with a month-over-month growth of 5% and a year-over-year growth of 7%. Transportation and Warehousing was last month's top growing industry as well.

Following were industries Wholesale and Retail Trade; Information, Culture and Recreation; Construction; and Educational Services.

## Top 5 Declining Industries in Ontario

Figure 8. Decline by Industry, Mar-23 to Apr-23

Industry	M/M Change	Y/Y Change
Accommodation and Food Services	-11,500	+9,800
Other Services (Except Public Administration)	-11,200	+2,300
Agriculture	-5,200	+5,500
Finance, Insurance, Real Estate, Rental and Leasing	-1,700	+34,800
Utilities	-1,600	-400

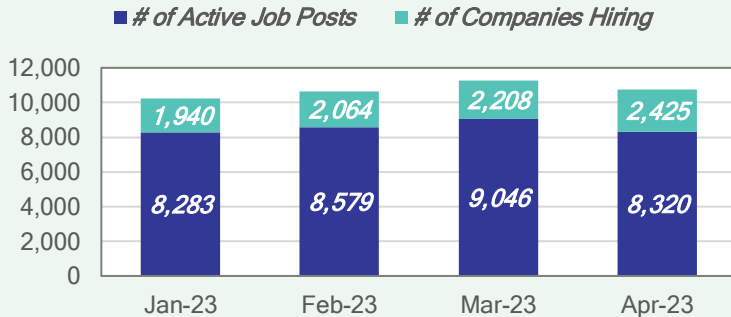
Source: Statistics Canada, Labour Force Survey May 2023

April's industry which saw the largest employment decline was **Accommodation and Food Services**, with a month-over-month decline of -2.7%. Compared to a yearly basis, the industry still saw modest growth of 2.4%. Similar to last month, Accommodation and Food Services continues to experience declines in employment.

Following were industries Other Services (Except Public Administration); Agriculture; Finance, Insurance, Real Estate, and Rental and Leasing; and Utilities.

## Job Postings for April 2023

Figure 9. Total Postings and Companies Hiring, Jan-Apr 2023, Hamilton



WPH'S *Job Demand Reports* capture monthly data on job postings from job boards and employer websites that recruit candidates in the Hamilton region.

In April 2023, WPH's Job Board collected **8,320 job postings from 2,425 employers** throughout the month.

Compared to last month's total, the number of active job postings decreased by 726 (-8%), with a 9% decrease in the number of new job postings.

## Top 5 Employers

The top hiring employer in April 2023 was **McMaster University** with 473 job postings. Compared to last month, McMaster overtook Hamilton Health Sciences in being the top hiring employer.

Following were Hamilton Health Sciences, St. Joseph's Healthcare; the City of Hamilton; and Kijiji Employers.

Figure 10. Top 5 Employers, Apr 2023, Hamilton

Industry	Postings Count
McMaster University	473
Hamilton Health Sciences	357
St. Joseph's Healthcare	168
City of Hamilton	134
Kijiji Employers	110

## Top 5 In-Demand Jobs

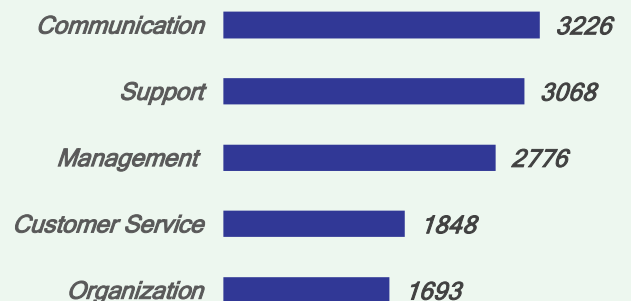
Figure 11. Top 5 In-Demand Jobs, Apr 2023, Hamilton

NOC	Job Title
6421	Retail Salespersons
7511	Transport Truck Drivers
6711	Food Counter Attendants, Kitchen Helpers and Related Support Occupations
6322	Cooks
3012	Registered Nurses and Registered Psychiatric Nurses

The **top in-demand job** for April 2023 were **Retail Salespersons (6421)**. Following were Transport Truck Drivers (7511), and Food Counter Attendants, Kitchen Helpers and Related Support Occupations (6711).

Retail Salespersons continue to dominant as the top in-demand occupation for Hamilton. 3 out of 5 in-demand occupations remain in the Sales and Services occupational group.

Figure 12. Top 5 In-Demand Skills, Apr 2023, Hamilton



In April, the top five in-demand skills were Communication, Support, Management, Customer Service and Organization.

# Workforce Planning Hamilton

## ***Business, Labour & Community: Planning for Prosperity***

Since 1997 Workforce Planning Hamilton has provided planning, partnerships and projects that highlight local labour market trends and support workforce development.

WPH is a member of Workforce Planning Ontario, a network of 26 labour market planning areas across Ontario.

Our evidence-based approach relies on key industry sector and demographic data combined with local intelligence from employers and other local partners to develop a strategic vision for Hamilton.

### Log on to WPH's [website](#) and you will:

**Discover** our community [Projects and Partners](#) that promote labour force development.

**Learn** about local labour market trends, opportunities, and priorities in our [Publications](#).

**Connect** to [Links](#) on training, employment, and labour market information.

**Find** Hamilton's largest [Job Board!](#)



**Workforce Planning Hamilton**

Planification de main d'oeuvre de Hamilton

1 Young St #201

Hamilton, Ontario, L8N 1T8

Telephone: 905-521-5777

Fax: 905-521-9309

Email: [info@workforceplanninghamilton.ca](mailto:info@workforceplanninghamilton.ca)

Website: [www.workforceplanninghamilton.ca](http://www.workforceplanninghamilton.ca)



Canada 

Ontario 