



Monthly Snapshot

March 2023

Workforce Planning Hamilton
April 6th, 2023



Topics

- 01 Tracking Inflation
- 02 Employment and Unemployment
- 03 Hamilton Youth Statistics
- 04 Industries in Ontario
- 05 Hamilton Job Report

Executive Summary

WPH's monthly snapshots offer an insight into the **latest labour market trends** for each month. The reports highlight economic trends and employment statistics for Ontario and the Hamilton region. Indicators are sourced from Statistic Canada's most up-to-date Labour Force Survey data each month. Pages 3-4 use data on seasonally adjusted three-month moving averages, as such, fluctuations in numbers snapshot-by-snapshot may occur.

What's Covered in March's Report

This report focuses on 5 main topics: 1) inflation updates in Canada; 2) changes in employment within Ontario and Hamilton; 3) Hamilton youth statistics; 4) industry-specific changes; and 5) in-demand jobs in the Hamilton region.

Main Highlights

- **Total CPI in Canada was 5.2%** in February 2023, down by 0.7% compared to January 2023.
- **The unemployment rate** in Hamilton for March was 5.7%.
- **Hamilton's youth labour force** grew in March, with an even increase in male youths and female youths.
- **Ontario's top growing industry** in March 2023 was Transportation and Warehousing, with the top declining being a tie between Manufacturing/Professional, Scientific and Technical Services.
- **Hamilton Health Sciences** was March's top hiring employer for the region.
- **Retail Salespersons** continue to remain top of the list as the most in-demand occupation in Hamilton for March 2023.

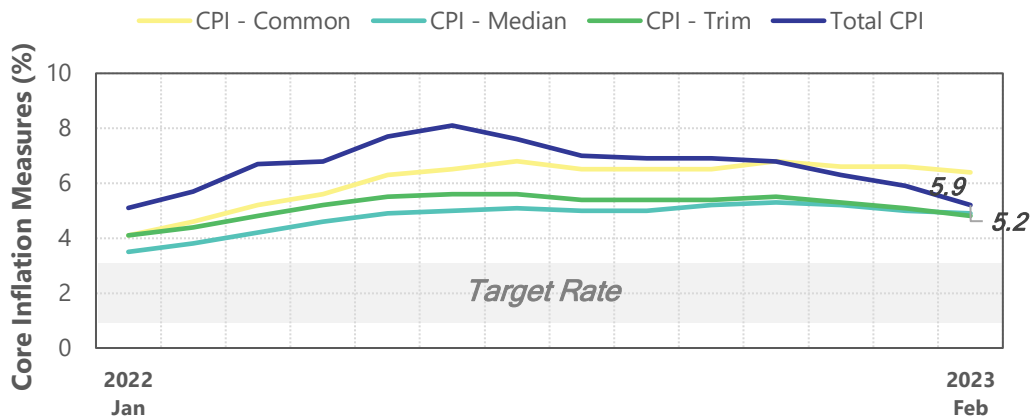
Workforce Planning Hamilton is a leader in local workforce development, providing evidence-based analysis and engaging a broad range of labour market stakeholders. For more information visit our website at www.workforceplanninghamilton.ca

Tracking Inflation

Inflation in Canada, February 2023

Total CPI in Canada has declined to **5.2%** (CPI - Common: 6.4%, CPI - Trim: 4.8%, CPI - Median: 4.9%), down by 0.7% since January 2023. In March 2023, the Bank of Canada held their target rate steady at 4.5%, deviating from their consecutive interest hikes prior. In comparison, the U.S. Federal Reserve has a benchmark rate between 4.75%-5%.

Figure 1. CPI Measures, Feb 2023 Canada



Source: Bank of Canada, CPI Measures April 2023

Vox: <https://tinyurl.com/yc7f2ncj>



Employment and Unemployment

Ontario

Figure 2. Labour Force Characteristics, Rates (%) for Ontario, Jan 2023-Mar 2023

Ontario	Jan-23	Feb-23	Mar-23	1-Month Change	1-Year Change
Unemployment Rate	5.2%	5.1%	5.1%	0%	-0.2%
Employment Rate	62.2%	62.2%	62.2%	0%	0.0%
Participation Rate	65.5%	65.5%	65.5%	0%	-0.1%

Source: Statistics Canada, Labour Force Survey April 2023

By the numbers, Ontario's labour force characteristics in March 2023 **remained consistent** with last months figures. The unemployment rate leveled at **5.1%**, with a yearly change of -0.2%. There were no monthly changes for all three rates, however, Ontario's participation rate declined by 0.1% from a yearly basis.

Hamilton

Figure 3. Labour Force Characteristics, Rates (%) for Hamilton, Jan 2023-Mar 2023

Hamilton	Jan-23	Feb-23	Mar-23	1-Month Change	1-Year Change
Unemployment Rate	5.2%	5.6%	5.7%	+0.1%	-0.1%
Employment Rate	61.9%	61.2%	60.9%	-0.3%	-0.5%
Participation Rate	65.3%	64.8%	64.6%	-0.2%	-0.6%

Source: Statistics Canada, Labour Force Survey April 2023

Hamilton's unemployment rate leveled to **5.7%** in March 2023, inching up by 0.1% from last month - but still being 0.1% lower from a yearly basis. The employment rate declined by 0.3% to 60.9% in March, with the participation rate declining by 0.2% to 64.6%. From a yearly basis, Hamilton's unemployment rate was 0.1% lower in March 2023 than in March 2022; the employment rate was 0.5% lower; and the participation rate was 0.6% lower.

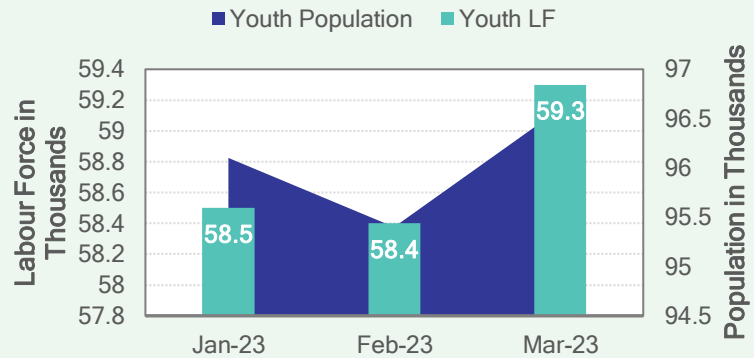


Hamilton Youth Statistics

Youth Population and Labour Force

Figure 4. Youth Labour Force (15-24 years, thousands), Jan 2023-Mar 2023

This data looks at those 15-24 years old. Youth that either have a job or business are known as **employed youth**. Youth that are without work, available for work, or actively seeking work are known as **unemployed youth**. Together, employed and unemployed youth constitute the **youth labour force (LF)**.

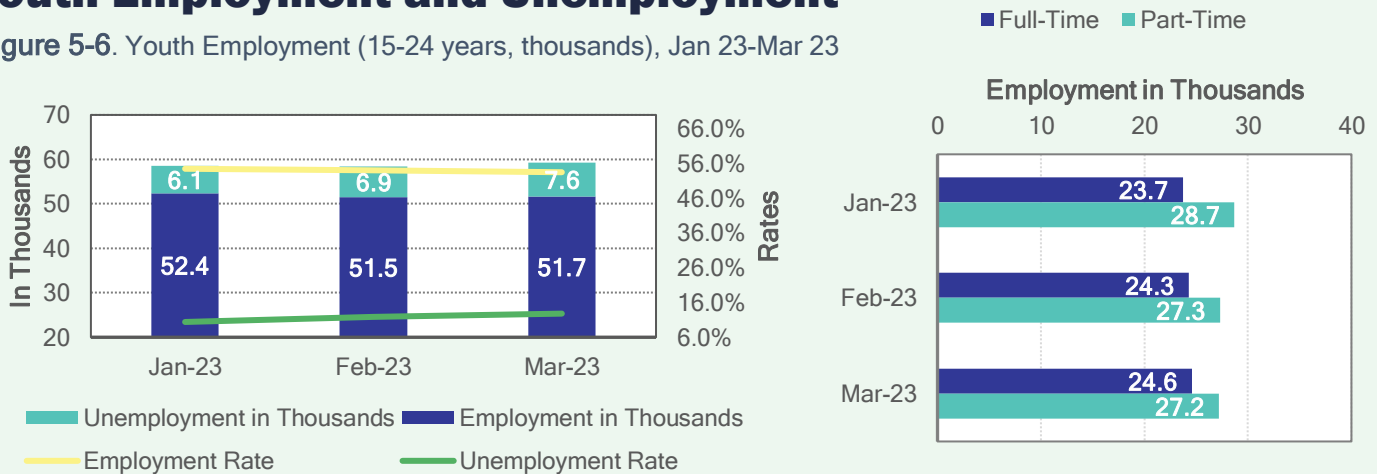


Source: Statistics Canada, Labour Force Survey April 2023

Hamilton's **youth population totaled 96,600 in March 2023 and the labour force totaled 59,300**. Hamilton's youth labour force increased 1.5% in March 2023. By gender, there were 53,000 male youths in the labour force and 43,600 female youths in the labour force. March saw increases in, both, the number of male youths in the labour force and female youths in the labour force.

Youth Employment and Unemployment

Figure 5-6. Youth Employment (15-24 years, thousands), Jan 23-Mar 23



Source: Statistics Canada, Labour Force Survey April 2023

Hamilton's youth unemployment rate was **12.8% (+1.0%)** in March 2023; the employment rate was **53.5% (-0.5%)**; and the participation rate was **61.4% (+0.2%)**. The number of employed youth increased by 200 youths and the number of unemployed youths increased by 700 youths. The number of youths in full-time employment increased in March by 300 youths whereas the number of youths in part-time employment declined by 100 youths.

Industries in Ontario



Top 5 Growing Industries in Ontario

Figure 7. Growth by Industry, Feb-23 to Mar-23

Industry	M/M Change	Y/Y Change
Transportation and Warehousing	+18,700	+1.2%
Business, Building and Other Support Services	+15,100	+3.8%
Finance, Insurance, Real Estate, Rental and Leasing	+9,500	+5.4%
Health Care and Social Assistance	+8,100	+2.7%
Forestry, Fishing, Mining, Quarrying, Oil and Gas	+2,200	+0.2%

Source: Statistics Canada, Labour Force Survey April 2023

Ontario's top growing industry in March 2023 was **Transportation and Warehousing** with a growth of 18,700 and a yearly change of 1.2%.

In second was **Business, Building and Other Support Services** with a growth of 15,100 and a yearly change of 3.8%.

Finance, Insurance, Real Estate, and Rental and Leasing was third with a growth of 9,500 and a yearly change of 5.4%.

Top 5 Declining Industries in Ontario

Figure 8. Decline by Industry, Feb-23 to Mar-23

Industry	M/M Change	Y/Y Change
Manufacturing / Professional, Scientific and Technical Services	-9,900	+0.9%
Wholesale and Retail Trade	-8,800	-3.8%
Accommodation and Food Services	-3,000	+7.5%
Construction	-2,500	+2.2%
Information, Culture and Recreation	-1,700	-3.2%

Source: Statistics Canada, Labour Force Survey April 2023

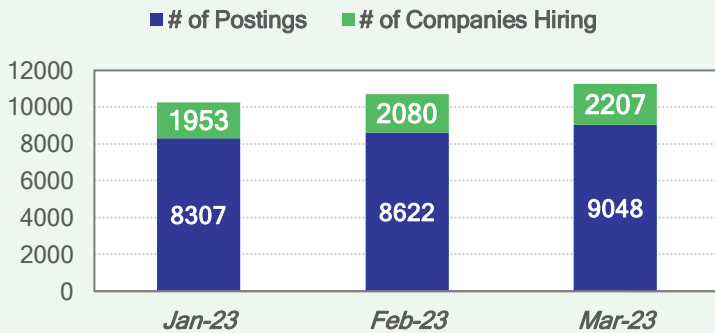
Ontario's top declining industry in March 2023 had a tie between **Manufacturing and Professional, Scientific and Technical Services** - both declining by 9,900 (-1.2%).

In second was **Wholesale and Retail Trade** with a decline of 8,800 (-0.8%).

In third was **Accommodation and Food Services** with a decline of 3,000 (-0.7%).

Job Postings for March 2023

Figure 9. Total Postings and Companies Hiring, Mar 2023, Hamilton



WPH'S *Job Demand Reports* capture monthly data on job postings from job boards and employer websites that recruit candidates in the Hamilton region.

In March, WPH's Job Board collected **9,048 job postings from 2,207 employers** throughout the month.

Compared to last month's total, the number of job postings increased by 426 and the number of employers hiring increased by 127.

Top 5 Employers

The top hiring employer in March 2023 was **Hamilton Health Sciences** with 624 job postings. Hamilton Health Sciences overtook McMaster to be the top employer in March.

Following were McMaster University, St. Joseph's Healthcare; the City of Hamilton; the City of Hamilton; and Randstad.

Figure 10. Top 5 Employers, Mar 2023, Hamilton

Industry	Postings Count
Hamilton Health Sciences	624
McMaster University	574
St. Joseph's Healthcare	215
City of Hamilton	161
Randstad	79

Top 5 In-Demand Jobs

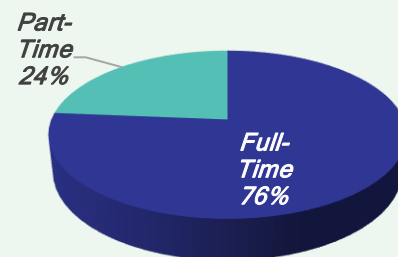
Figure 11. Top 5 In-Demand Jobs, Mar 2023, Hamilton

NOC	Job Title
6421	Retail Salespersons
7511	Transport Truck Drivers
6711	Food Counter Attendants, Kitchen Helpers and Related Support Occupations
3012	Registered Nurses and Registered Psychiatric Nurses
6322	Cooks

The **top in-demand job** for March 2023 were **Retail Salespersons (6421)**. Following were Transport Truck Drivers (7511), and Food Counter Attendants, Kitchen Helpers and Related Support Occupations (6711).

Retail Salespersons continue to dominant as the top in-demand occupation for Hamilton. 3 out of 5 in-demand occupations remain in the Sales and Services occupational group.

Figure 12. Job Postings by Job Type, Mar 2023, Hamilton



In March, **76%** of job postings on our Job Board were full-time positions.

Workforce Planning Hamilton

Business, Labour & Community: Planning for Prosperity

Since 1997 Workforce Planning Hamilton has provided planning, partnerships and projects that highlight local labour market trends and support workforce development.

WPH is a member of Workforce Planning Ontario, a network of 26 labour market planning areas across Ontario.

Our evidence-based approach relies on key industry sector and demographic data combined with local intelligence from employers and other local partners to develop a strategic vision for Hamilton.

Log on to WPH's [website](#) and you will:

Discover our community [Projects and Partners](#) that promote labour force development.

Learn about local labour market trends, opportunities, and priorities in our [Publications](#).

Connect to [Links](#) on training, employment, and labour market information.

Find Hamilton's largest [Job Board!](#)



Workforce Planning Hamilton

Planification de main d'oeuvre de Hamilton

1 Young St #201

Hamilton, Ontario, L8N 1T8

Telephone: 905-521-5777

Fax: 905-521-9309

Email: info@workforceplanninghamilton.ca

Website: www.workforceplanninghamilton.ca



Canada 

Ontario 