

# Hamilton Labour Force Snapshot



Data from: Labour Force Survey, Statistics Canada  
[www.workforceplanninghamilton.ca](http://www.workforceplanninghamilton.ca)

## November 2015

### Highlight 1



Hamilton CMA's unemployment rate for November 2015 was 6%, up 0.7 percentage points from November 2014.

### Highlight 2



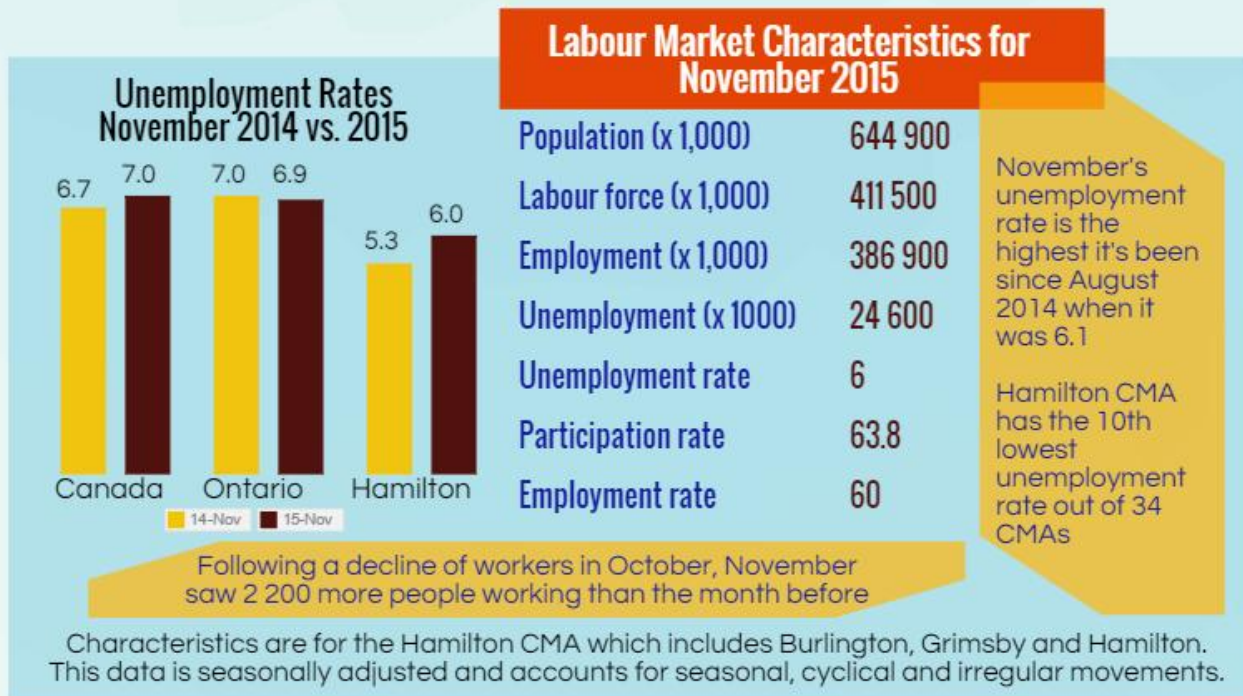
3 100 more people were employed in November 2015 than November 2014

### Highlight 3

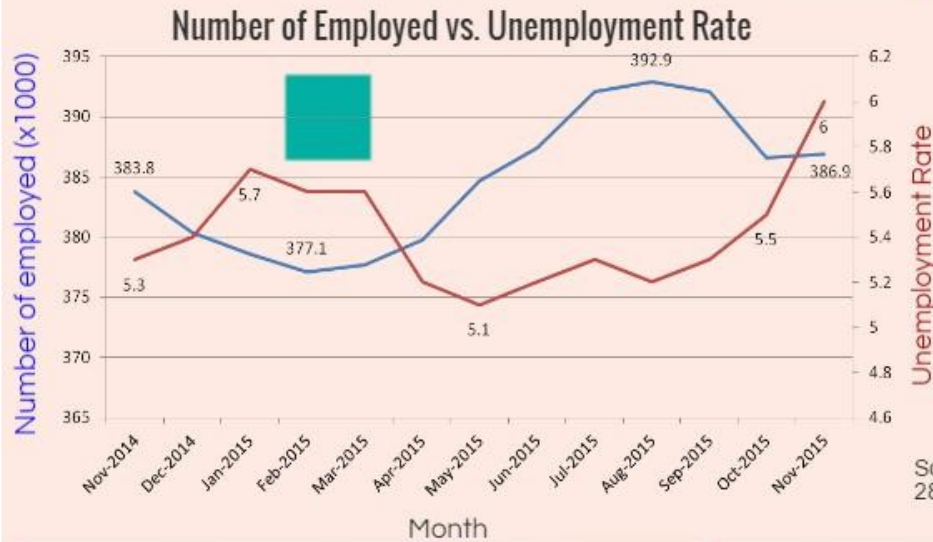


8% more jobs in manufacturing in November 2015 than November 2014.

Unemployment rate: The number of people without work who are available for work, and are actively seeking work. It is a well-known indicator of labour-market health.



## Employment vs. Unemployment



### Observation 1

Unemployment rate continues to rise after a year of a very low unemployment rate

### Observation 2

The decrease in employment may be attributed to the loss of jobs from the 2015 Federal election and other seasonal occupations

Source: Statistics Canada. Table 282-0135- LFS

## Top 5 Occupations



The Top 5 Occupations in the Hamilton CMA make up 74% of all people employed

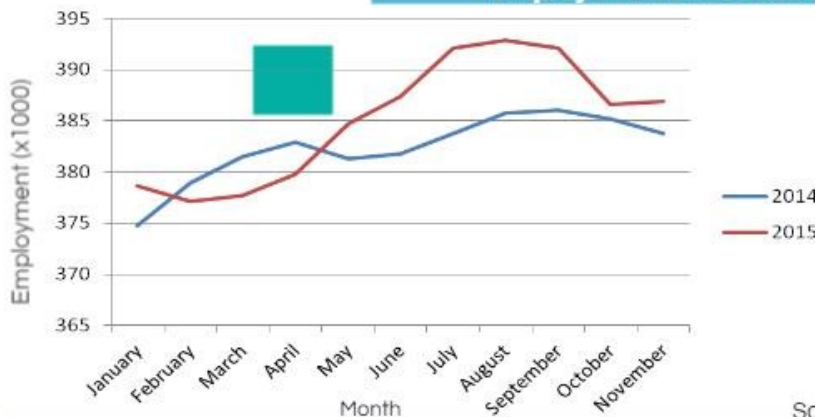
## Industry: Key Highlights

Main employment changes from November 2014-November 2015

Finance, insurance, real estate and leasing	+43%	For the most part, both goods and service producing sectors saw employment gains from last year.
Other services	+30%	
Information, culture and recreation	-27%	
Agriculture	+27%	
Utilities	+25%	

Source: Statistics Canada. Table 282-0130- LFS

## Employment 2014 vs. 2015



### Observation

Employment in 2015 was higher than 2014 since May. October was the first time employment numbers started to drop but the numbers increased slightly in November.

This data is seasonally adjusted, which accounts for seasonal fluctuations.

Source: Statistics Canada. Table 282-0135- LFS

Workforce Planning Hamilton (WPH) is a local community planning organization that builds solutions to labour market issues by engaging stakeholders and working with partners.