

Hamilton Labour Force Snapshot



Data from: Labour Force Survey, Statistics Canada
www.workforceplanninghamilton.ca

March 2016

Observation
1



In March 2016, there were 5,800 more people in the labour force than March 2015.

Observation
2



The Hamilton CMA lost 1,900 jobs from February to March.

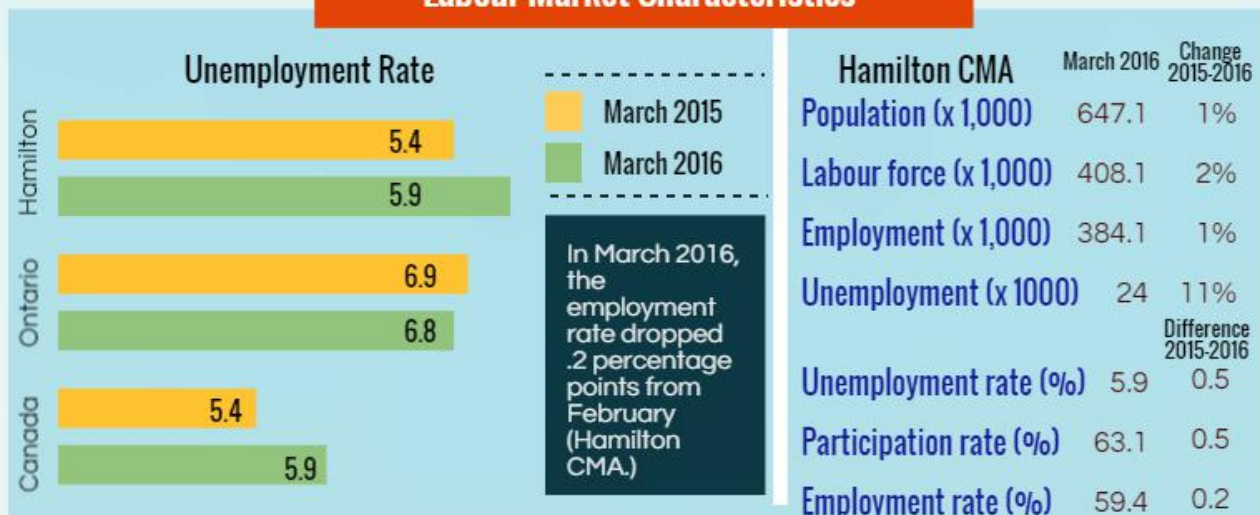
Observation
3



Hamilton CMA's unemployment rate remained lower than both Canada's and Ontario's.

Unemployment rate: The number of people without work who are available for work, and are actively seeking work. It is a well-known indicator of labour-market health.

Labour Market Characteristics



In March 2016, the employment rate dropped .2 percentage points from February (Hamilton CMA.)

March 2016: Hamilton CMA had the 5th lowest unemployment rate of 34 CMAs. It was the 13th lowest in Jan 2015. The lowest unemployment rate was 4.3% in Peterborough, ON.

Characteristics are for the Hamilton CMA which includes Burlington, Grimsby and Hamilton. This data is seasonally adjusted and accounts for seasonal, cyclical and irregular movements.

Source: Statistics Canada.
Table 282-0130- LFS

Industries

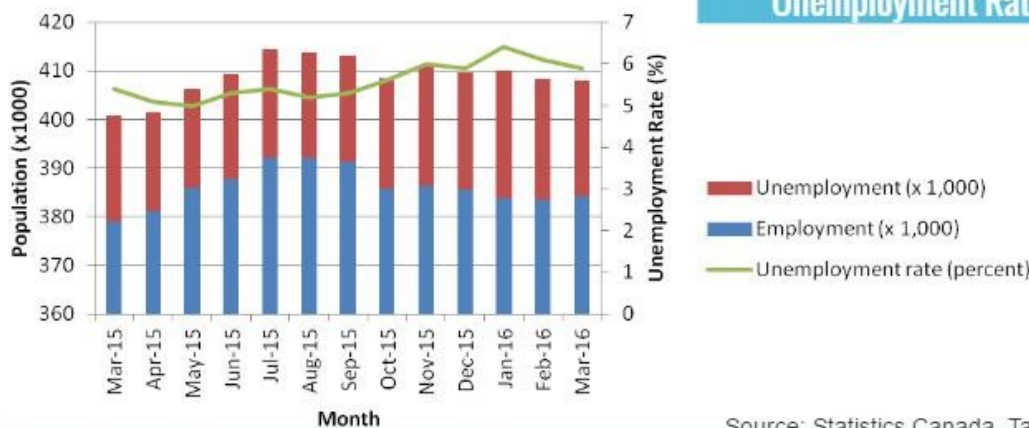
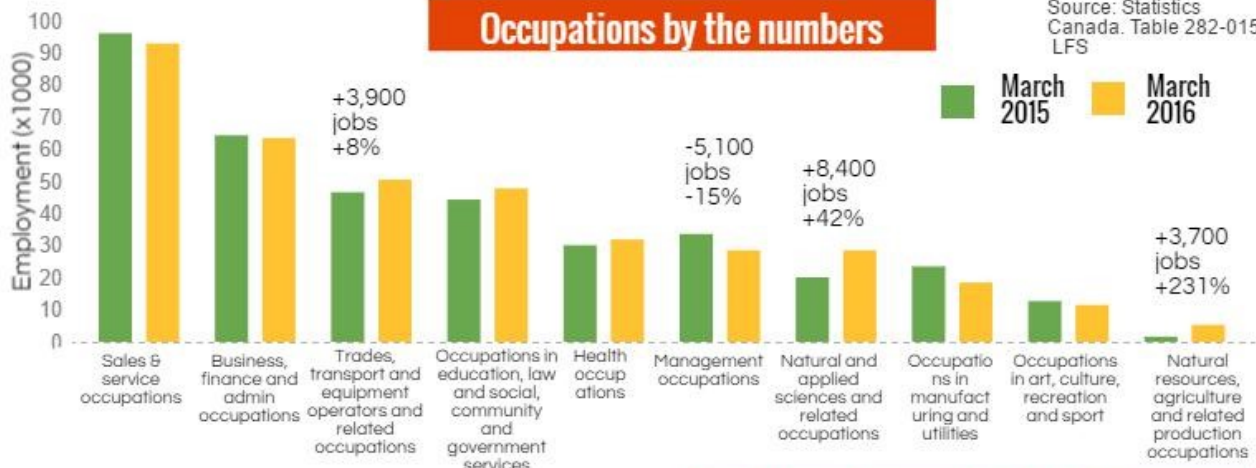
North American Industry Classification System (NAICS)	Mar-15 Employment (x1,000 persons)	Mar-16 Employment (x1,000 persons)	Difference (1000)	% Change
Wholesale and retail trade	65.8	60.1	-5.7	-9%
Health care and social assistance	49.8	51.7	1.9	4%
Manufacturing	46.9	46.9	0	0%
Educational services	37.9	35.1	-2.8	-7%
Professional, scientific and technical services	29.3	31.8	2.5	9%
Construction	27.8	21.6	-6.2	-22%
Finance, insurance, real estate, rental and leasing	27.6	26.8	-0.8	-3%
Accommodation and food services	18.6	20.4	1.8	10%
Transportation and warehousing	15.3	14.9	-0.4	-3%
Information, culture and recreation	13.4	17.2	3.8	28%
Business, building and other support services	12.8	19.4	6.6	52%
Other services (except public administration)	12.5	13.1	0.6	5%
Public administration	11	14.6	3.6	33%
Utilities	1.7	1.7	0	0%
Agriculture	2.2	2.4	0.2	9%
Forestry, fishing, mining, quarrying, oil and gas	x	x		

Job Losses

From March 2015 to March 2016, the construction sector lost 6,200 jobs.

Job Gains

Business, building and other support services gained 6,600 jobs. Other gains were seen in Public Administration jobs, and in Information, culture and recreation.



Unemployment rate remains high in the Hamilton CMA but it is dropping. Meanwhile, the number of employed people increased by 700 people since February.)

Workforce Planning Hamilton (WPH) is a local community planning organization that builds solutions to labour market issues by engaging stakeholders and working with partners.