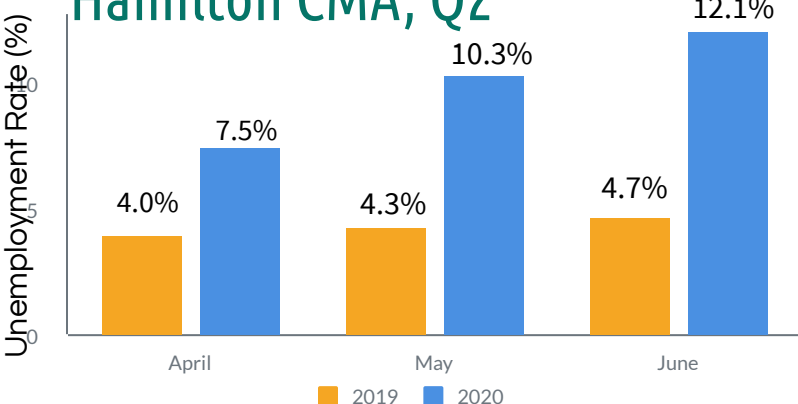


# Labour Market Snapshot

## Key Trends in Hamilton's Labour Market

- The unemployment rate has increased dramatically in 2020 due to the COVID-19 Pandemic and economic shutdowns. In June 2020 the unemployment rate was 12.1% compared to 4.7% in June of 2019
- Supervisors and managers in various occupations experienced some of the greatest job losses
- Overall, the majority of the job losses occurred among skill level C occupations, which are jobs that do not require post secondary education
- There are a number of closures and cancellations occurring this summer: James Street Super Crawl; summer camps and all programs at recreation centers; tourist sites; Canadian Football League and the Hamilton Tigercats
- Government at all levels are increasing funding to support various industries. For example, Hamilton city council allocated over \$2.5M in grants to nearly 40 community art groups.

## Unemployment Rate in Hamilton CMA, Q2



Source: Statistics Canada. Table 14-10-0294-01 (formerly CANSIM 282-0135)

## Labour Force Hamilton CMA

Unemployment Rate Q2:

Canada 13.0%  
Ontario 12.4%  
Hamilton 10.0%

Quick Facts:

Population: 686,500  
Labour Force: 428,800  
Participation Rate: 55.4%

Source: Statistics Canada. Table 14-10-0294-01 (formerly CANSIM 282-0135)

## Occupations that are growing

2019 Q2 vs. 2020 Q2

Source: Statistics Canada. Table 14-10-0313-01  
NOC 2- Digit

Maintenance and equipment operation trades	+ 4,200 jobs, +37%
Distribution, tracking and scheduling co-ordination occupations	+ 4,100 jobs, +87%
Paraprofessional occupations in legal, social, community and education services	+ 2,600 jobs, +37%
Service representatives and other customer and personal services occupations	+ 2,600 jobs, +19%

## Occupations that are declining

2019 Q2 vs. 2020 Q2

Source: Statistics Canada. Table 14-10-0313-01  
NOC 2- Digit

Retail sales supervisors and specialized sales occupations	- 5,500 jobs, -26%
Middle management occupations in trades, transportation, production and utilities	- 5,400 jobs, -37%
Service supervisors and specialized service occupations	- 5,200 jobs, -44%
Sales support occupations	- 4,500 jobs, -30%

## About the Data

Workforce Planning Hamilton (WPH) uses a job postings web crawler from Vicinity Jobs. This data collects from online job postings includes location, industry, occupation, type of employment, duration of employment and job posting source. Though the data uses appropriate sources and is obtained with a concrete methodology, some limitations exist. There are many unknown categories in all of the datasets because some job postings do not provide details.

### Labour Force Survey

The Labour Force Survey is a monthly survey which measures the current state of the Canadian labour market and is used, among other things, to calculate the national, provincial, territorial and regional employment and unemployment rates. The Hamilton CMA (Census Metropolitan Area) includes Hamilton, Burlington and Grimsby.

# Job Posting Information

## VACANCIES

There were **3,991** online job vacancies from April to June 2020

Significant decrease from last year (-33%)  
Source: Vicinity Jobs

71% OF THE JOBS WERE FULL-TIME POSITIONS

## Occupations with the most online job postings in Q4

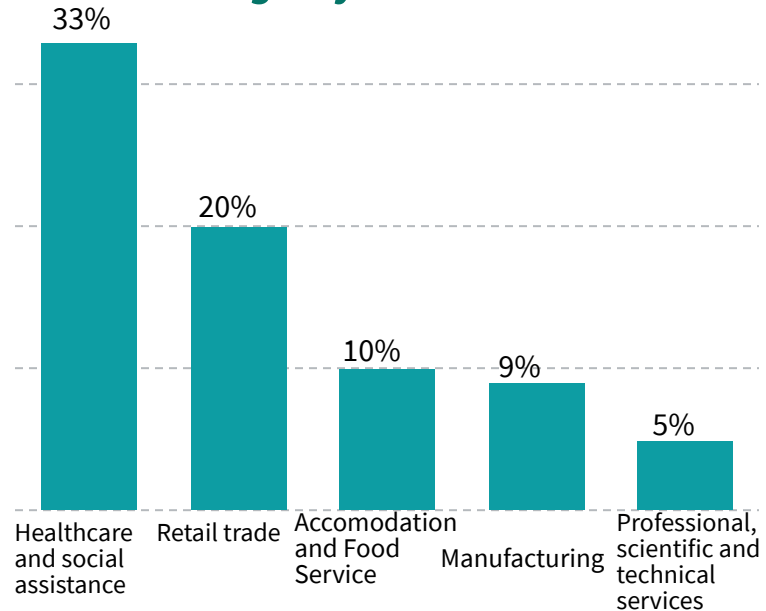
Occupations	Job Postings
4412 - Home support workers, housekeepers and related occupations	68
6421 - Retail salespersons	45
6552 - Other customer and information services representatives	39
7514 - Delivery and courier service drivers	37
6322 - Cooks	33
9619 - Other labourers in processing, manufacturing and utilities	33
1411 - General office support workers	32
1414 - Receptionists	28
7452 - Material handlers	27
3411 - Dental assistants	24

## Top 10 Skills In Demand

Communication	49.4%
Teamwork	43.8%
Customer service	36.4%
English language	29.5%
Flexibility	24.3%
Fast-paced setting	23.4%
Interpersonal skills	22.7%
Attention to detail	21.5%
Organizational skills	20.7%
Leadership	17.8%

Note: The % share provided for a particular skill is calculated as the share of all postings that list the skill requirement, out of all postings that list at least one identifiable skill requirement.

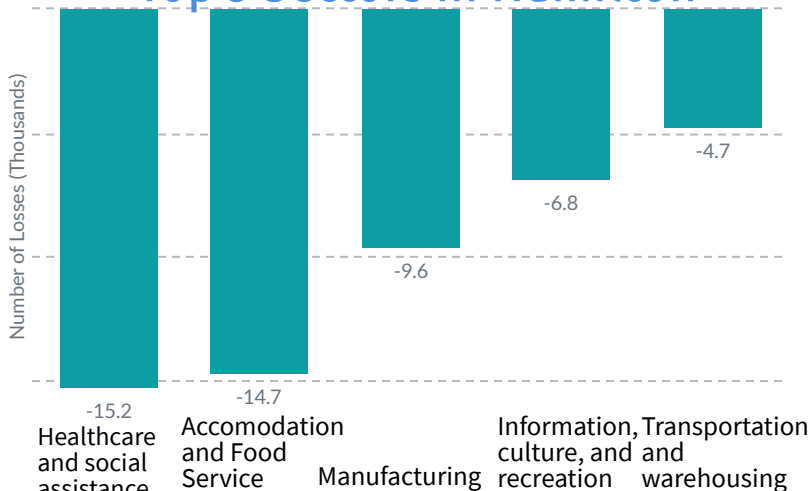
## Job Postings by Sectors



## Job Losses During COVID

The following are the sectors that experienced the greatest job losses since the pandemic started, from March to July and the share of job losses by skill level. These sectors have been greatly affected by the economic shutdowns. In the last two months there have been a significant share of jobs recovered but employment levels are still below the pre-pandemic levels by thousands of jobs.

### Top 5 Sectors in Hamilton



### Share of Job Losses by Skill Level

