

Hamilton Labour Force Snapshot



Data from: Labour Force Survey, Statistics Canada
www.workforceplanninghamilton.ca

February 2016

Observation
1



Unemployment in Hamilton was the highest it's been since the summer of 2014

Observation
2



In February 2016, there were 1,800 less people in the labour force than February 2015.

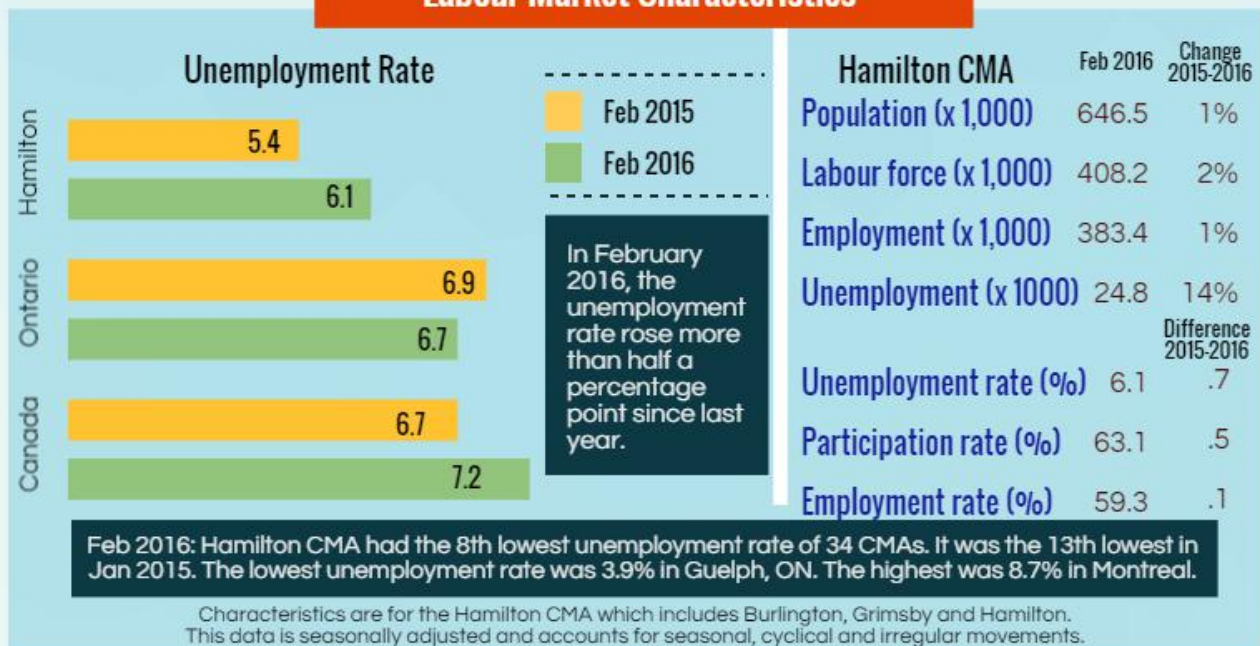
Observation
3



Hamilton CMA's unemployment rate remained lower than both Canada's and Ontario's.

Unemployment rate: The number of people without work who are available for work, and are actively seeking work. It is a well-known indicator of labour-market health.

Labour Market Characteristics

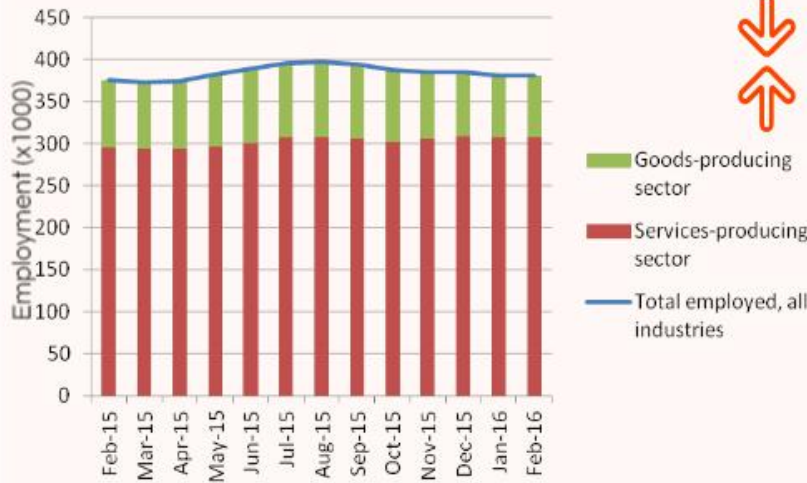


Source: Statistics Canada. Table 282-0135- LFS

Source: Statistics Canada.
Table 282-0130- LFS

Industries

Employment in Sectors



Feb 2015-Feb 2016 Changes



Goods-producing sector
-6,900 jobs (-9%)

Services-producing sector
+11,600 jobs (+4%)

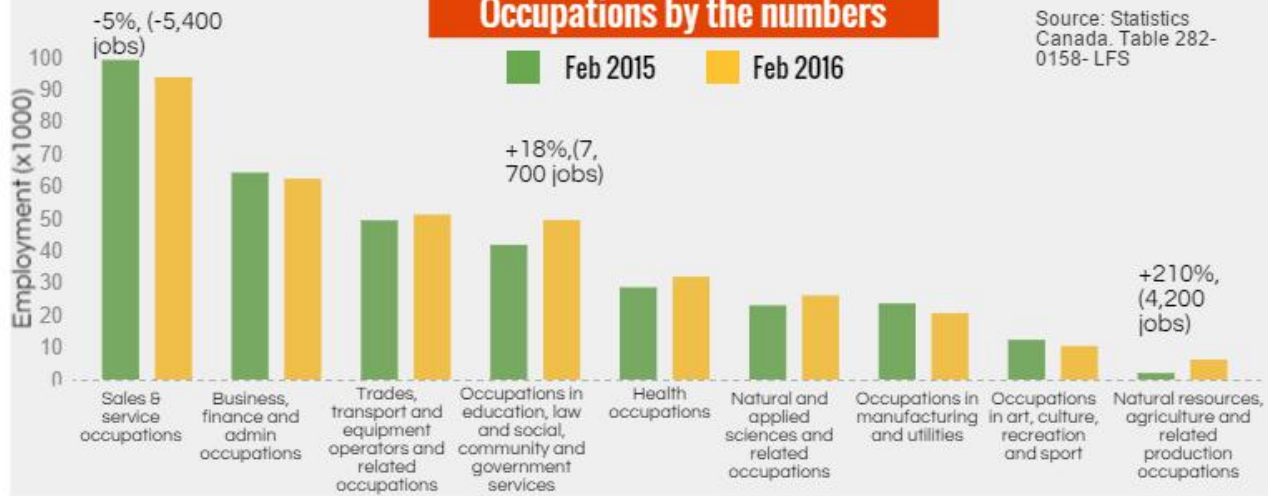
Main Job Gains

Most job gains were seen in the services-producing sector.

The industries with the largest job gains were:

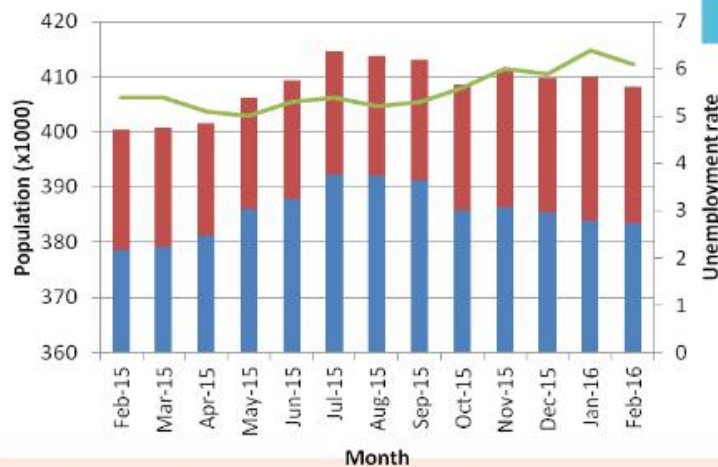
1. Business, building and other support services (+6,200 jobs)
2. Health care and social assistance (+5,800 jobs)

Occupations by the numbers



Source: Statistics Canada. Table 282-0158- LFS

Unemployment Rate in Review



Unemployment rate remains high in the Hamilton CMA.

January 2016 had the highest unemployment rate since July 2014 (which was also 6.4%)

Source: Statistics Canada. Table 282-0135- LFS

Workforce Planning Hamilton (WPH) is a local community planning organization that builds solutions to labour market issues by engaging stakeholders and working with partners.