


Labour Market Snapshot

PREPARED BY:  Workforce Planning Hamilton
Planification de main d'oeuvre de Hamilton
www.workforceplanninghamilton.ca
2018 Quarter 3 (Q3)

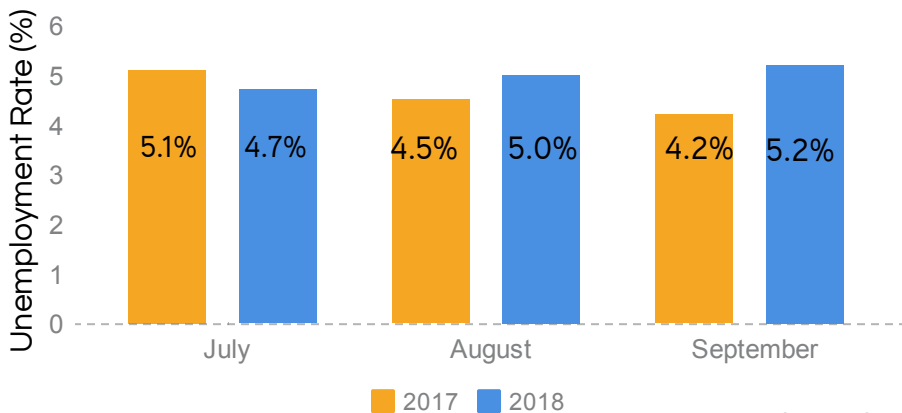
3 things to know about the labour market in 2018 Q3

1 The unemployment rate edged higher in Q3 2018, increasing to 5.2% in September

2 Business, finance and admin occupations saw the largest decline in employment year over year (-14%)

3 Technical occupations in art, culture, recreation and sport had the largest increase in employment year over year, +7,200 jobs

Unemployment Rate in Hamilton CMA, Q3



Unemployment Rate 2018 Q3

Canada 5.9%

Ontario 5.7%

Hamilton 5.0%

Source: Statistics Canada. Table 14-10-0294-01 (formerly CANSIM 282-0135)

What's happening in Hamilton?

What's happening in the manufacturing industry?

ArcelorMittal Dofasco in Hamilton is planning to hire 300 people per year over the next three years. On October 27th they had their first job fair.

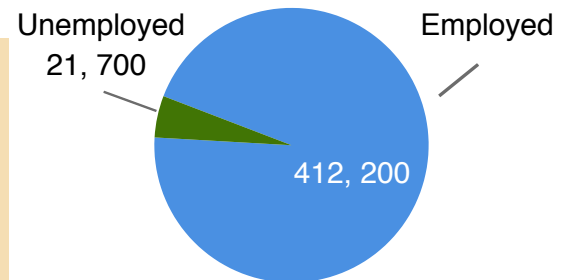
Source: Job Market Trends, jobbank.gc.ca

What's happening with the cannabis industry?

Green Relief, a medical cannabis manufacturer, will expand its operations in Flamborough and Stoney Creek resulting in 250 new jobs for the Hamilton region.

Source: Job Market Trends, jobbank.gc.ca

Hamilton CMA



412,200 people were employed in 2018 Q3. In Q2, there were 411,100 people who were working.

About the Data

* Workforce Planning Hamilton (WPH) uses a job postings web crawler from Talent Neuron. This data collects from online job postings includes location, industry, occupation, type of employment, duration of employment and job posting source. Though the data uses appropriate sources and is obtained with a concrete methodology, some limitations exist. There are many unknown categories in all of the datasets because various job postings do not always provide details.

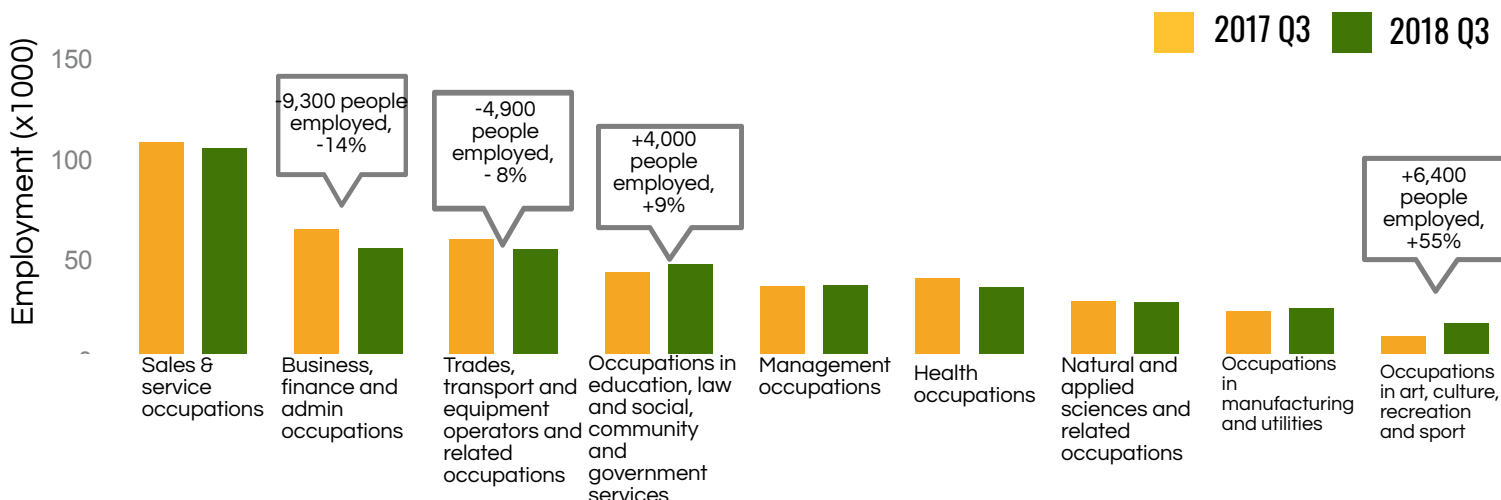
Labour Force Survey

The Labour Force Survey is a monthly survey which measures the current state of the Canadian labour market and is used, among other things, to calculate the national, provincial, territorial and regional employment and unemployment rates. The Hamilton CMA (Census Metropolitan Area) includes Hamilton, Burlington and Grimsby.

Occupations by the numbers (1-Digit NOC)


Source: Table 282-0158 Labour force survey estimates (LFS)
1 Digit NOC

Year in review 2017 Q3 vs 2018 Q3



Jobs with the highest employment in Q3





NOC 2- Digit

-  Sales representatives and salespersons - wholesale and retail trade
24,100 people employed
-  Service support and other service occupations
23,300 people employed
-  Professional occupations in education services
23,100 people employed
-  Industrial, electrical and construction trades
19,100 people employed

Source: [Table 14-10-0313-01](#), formally table 282-0158 Labour force survey estimates (LFS)

Entry-level jobs by job posting in Q3

Salary under \$30,000

-  Retail salespersons
282 job postings
-  Other customer and information service rep.
128 job postings
-  Food counter attendants
122 job postings
-  Hairstylists and barbers
118 job postings

Source: Talent Neuron

Occupations with the most job postings in Q3

Source: Talent Neuron

-  371 online job posting for retail salesperson
-  331 online job posting for truck drivers
-  222 online job posting retail sales supervisors
-  190 online job posting for other customer and information service rep.

Occupations that are growing

2017 Q3 avg vs. 2018 Q3 Avg
Source: Statistics Canada. Table 14-10-0313-01
NOC 2- Digit

- Technical occupations in art, culture, recreation and sport **+ 7,200 jobs, +95%**
- Professional occupations in education services **+ 6,700 jobs, +41%**
- Sales representatives and salespersons - wholesale and retail trade **+ 3,700 jobs +18%**
- Sales support occupations **+ 2,200 jobs, +18%**

Occupations that are declining

2017 Q3 avg vs. 2018 Q3 Avg
Source: Statistics Canada. Table 14-10-0313-01
NOC 2- Digit

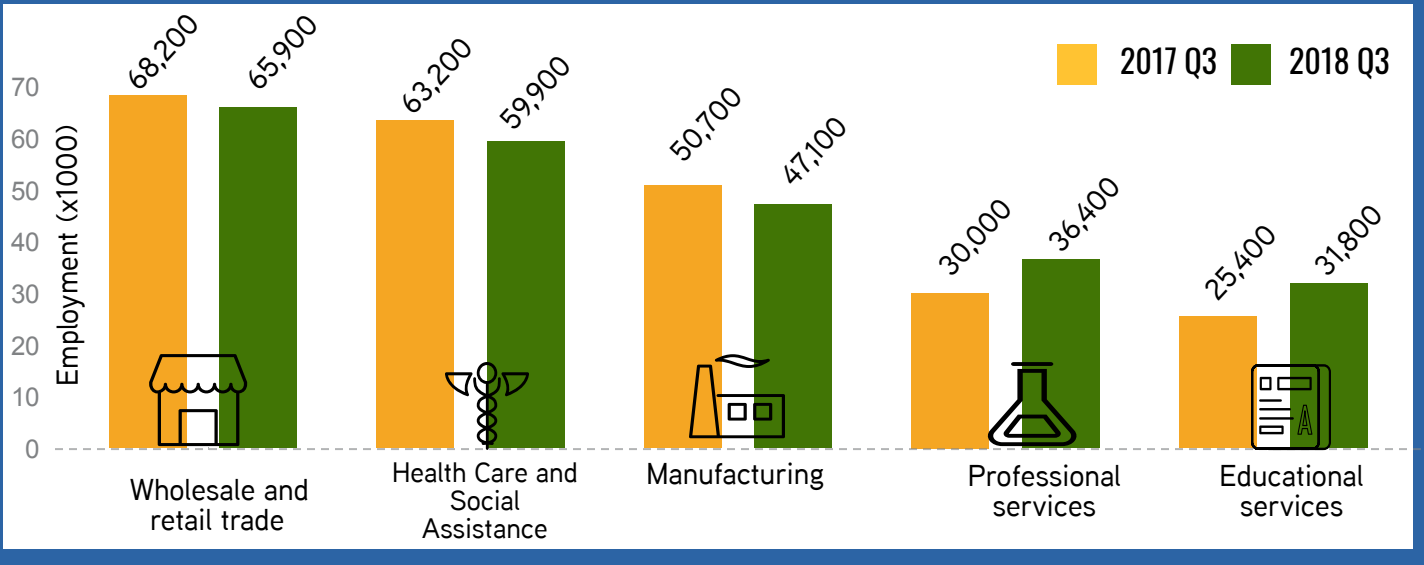
- Service supervisors and specialized service occupations **- 5,100 jobs, -32%**
- Office support occupations **- 4,800 jobs, -27%**
- Service representatives and other customer and personal services occupations **- 3,900 jobs, -21%**
- Industrial, electrical and construction trades **- 3,600 jobs, -16%**

Industry information for Hamilton

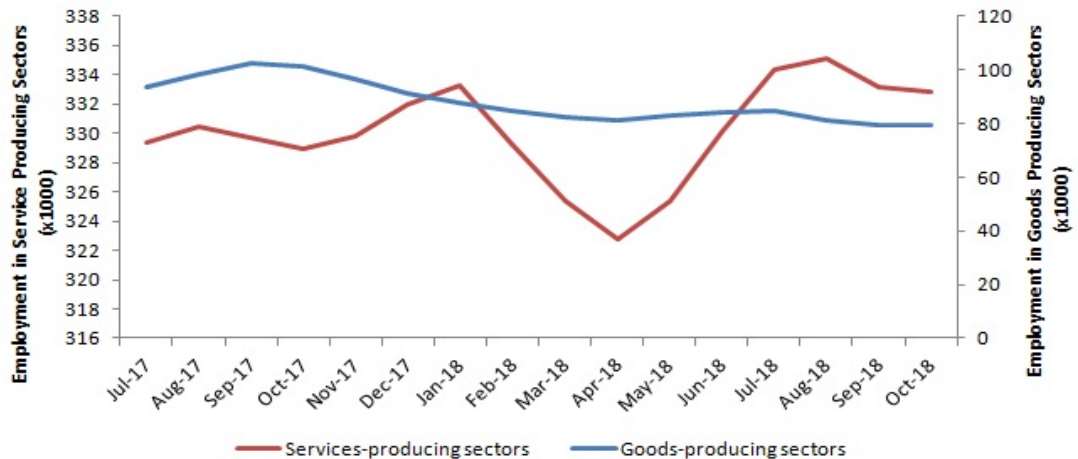
Industries with the highest employment

2017 vs. 2018 Q3

Source: Statistics Canada. Table 14-10-0097-01



Recent Industry Trends



Employment

Recent Industry Trends Summary

Employment by Industry, 2018 Q3

334,200

Jobs in the services-producing sector

81,600

Jobs in the goods-producing sector

Statistics Canada. Table 14-10-0097-01

In Hamilton, employment in the services-producing sector has seen a rebound in growth starting in April 2018.

Professional Services had the largest increase in employment among the biggest industries. Its workforce increased by 6,400 workers

The industries that had the highest growth rates from 2017, Q3 were:
 Information, culture and recreation, +50.6%, 7,600 people
 Educational services, +25.2%, 6,400 people
 Professional, scientific and technical services, +21.4%, 6,400 people
 Other services (except public administration), 13.3%, 1,900 people

Skills in Hamilton

Soft Skills in Demand

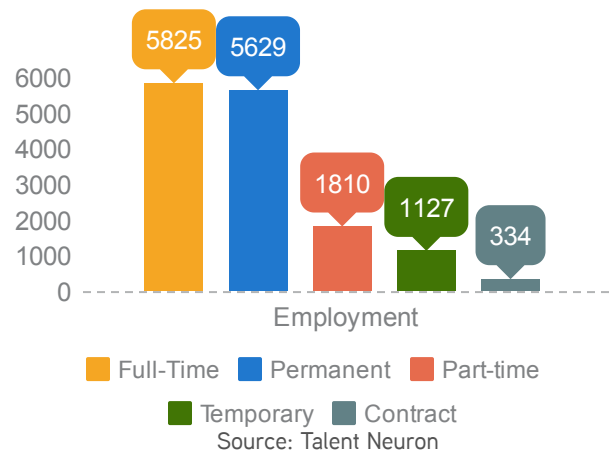
- Oral and written communication
- Creativity
- Detail oriented
- Problem solving
- Team player

Hard Skills in Demand

- Microsoft Office
- Bilingual
- Microsoft PowerPoint
- Quality Assurance
- Freight+

Source: Talent Neuron

Type of Employment in Q3 2018



Skill Requirements Over the Next 5 Years

EmployerOne Results

42% OF EMPLOYERS EXPECT SKILLS REQUIREMENTS TO INCREASE A "MODERATE EXTENT" IN 2018



ACCORDING TO EMPLOYERS, SKILLS REQUIREMENTS WILL INCREASE:



EMPLOYERS WE NEED YOU!

Workforce Planning Hamilton will be updating the EmployerOne Survey in January. If you are an employer be sure to take 15 minutes to complete the survey. EmployerOne survey results provide a timely picture of local employment trends.

The EmployerOne responses represent virtually every sector and employer size in the local economy. The report shares information on Employment Outlook, Recruitment, Skills and Education.

[Find the report and a link to the new survey in January on our website](#)

Labour market information

Labour market information can help you make informed career decisions, learn about the workforce landscape, and see what industries and occupations are in demand. For more local labour market information, visit: www.workforceplanninghamilton.ca

