

Labour Market Snapshot

PREPARED BY:  Workforce Planning Hamilton
Planification de main d'oeuvre de Hamilton

Data for January - March 2017
Prepared April 2017

3 things to know about 1st quarter, 2017

1

Unemployment rate remains low in the Hamilton CMA

2

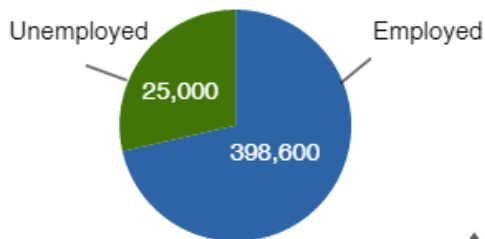
Jobs within the Construction industry continue to increase

3

Employers had a difficult time finding truck drivers

Hamilton CMA Quarter 1 2017

Source: Labour Force Survey

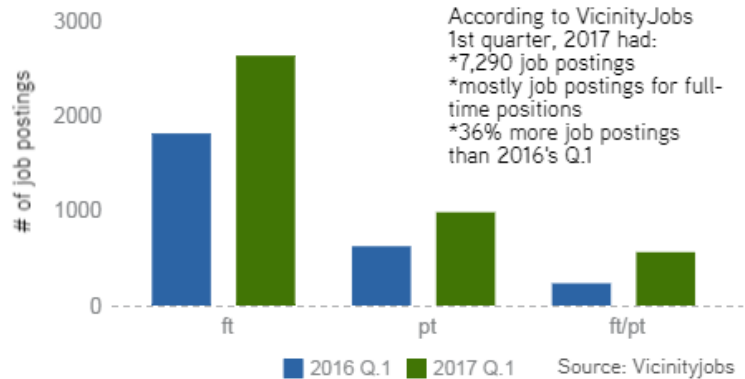


of people in labour force: 423,600 ↑

of job seekers: 2895 ↑

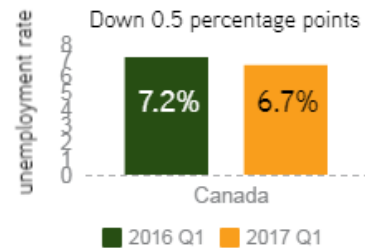
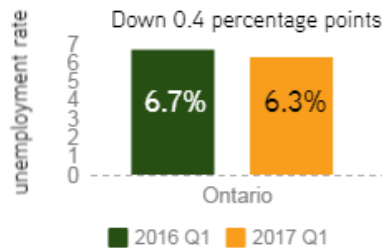
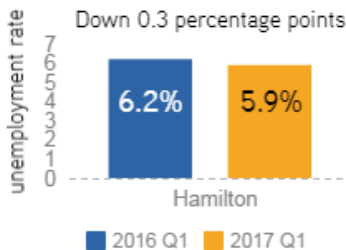
of job postings: 7290 ↑

Employment Type



Unemployment Rate in Review

Source: Statistics Canada. Table 282-0135- LFS



About the Data

Vicinity Jobs

Workforce Planning Hamilton receives quarterly job vacancy statistics from Vicinity Jobs Inc. This data is collected from online job postings that include location, industry, occupation, type of employment, duration of employment and job posting source. Though the data uses appropriate sources and is obtained with a concrete methodology, some limitations exist. There are many unknown categories in all of the datasets because various job postings do not always provide details.

Labour Force Survey

The Labour Force Survey is a monthly survey which measures the current state of the Canadian labour market and is used, among other things, to calculate the national, provincial, territorial and regional employment and unemployment rates. The Hamilton CMA (Census Metropolitan Area) includes Hamilton, Burlington and Grimsby.

Occupations by the numbers

Source: Table 282-0158 Labour force survey estimates (LFS)

Quarter 1 2016 vs 2017



Occupations that are growing

Compared to 2016's 1st quarter
Source: Table 282-0158 Labour force survey estimates (LFS)

Technical occupations in health	Up 7,033 jobs, +102%
Administrative and financial supervisors and administrative occupations	Up 6,900 jobs, +35%
Middle management occupations in retail and wholesale trade and customer services	Up 4,100 jobs, +48%
Middle management occupations in trades, transportation, production and utilities	Up 3,166 jobs, +48%
Retail sales supervisors and specialized sales occupations	Up 2,533 jobs, +18%

Occupations that are declining

Compared to 2016's 1st quarter

Service representatives and other customer and personal services occupations	Down 4,733 jobs, -23%
Professional occupations in education services	Down 2,800 jobs, -13%
Processing and manufacturing machine operators and related production workers	Down 2,633 jobs, -28%
Professional occupations in health (except nursing)	Down 2,600 jobs, -31%
Industrial, electrical and construction trades	Down 2,533 jobs, -13%

Occupations with the most job postings

Source: Vicinity Jobs



Other sales related occupations, 412 job postings



Registered nurses and registered psychiatric nurses, 338 postings



Customer and information services representatives, 318 job postings

What's happening in Hamilton?

What's happening in trades occupations?

Major road construction is about to begin on Upper Sherman Ave. in Hamilton and will continue until December 2018

Source: Job Market Trends, jobbank.gc.ca

What's happening in occupations in education?

The Hamilton Public School Board will cut 17 elementary and 53 high school teaching positions and will add seven positions, four of which are early child educators and three educational assistants

What's happening in health care?

Thousands of hospital and long-term care staff protested outside of Hamilton's General Hospital and demanded more provincial funding for health care in February 2017

Source: CHCH Feb 6 2017

Industry information for Hamilton

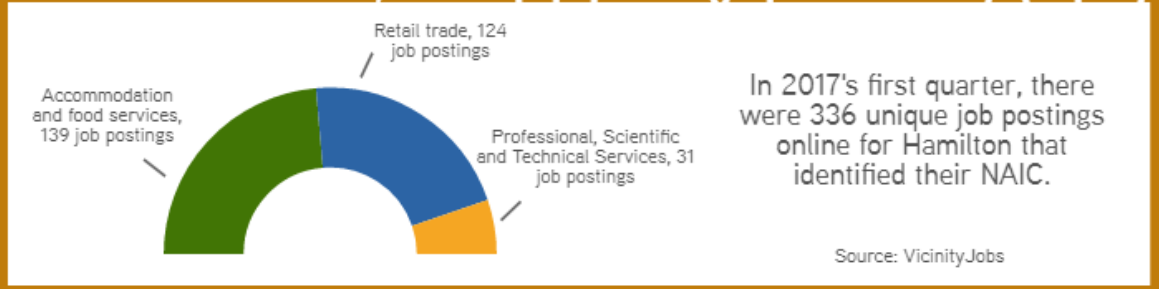
Industries with the highest employment

North American Industry Classification System (NAICS)	People Employed (Thousands)	Job Seekers
Wholesale and retail trade	62.5	702
Health care and social assistance	50.0	536
Manufacturing	41.4	398
Educational services	31.9	259
Construction	31.4	239

The majority of the labour force was employed in the Services-producing sector

62,500 worked in wholesale and retail trade and this sector saw the most job seekers

Hamilton 2017 Q1, # of job postings per industry (top 3)



Employment

2016 Q.1 vs 2017 Q.1

Employment by Industry, 2017 Q.1

306,500

Jobs in the services-producing sector

74,000

Jobs in the goods-producing sector

Source: Statistics Canada. Table 282-0130- LFS

↑	Construction +9,200 more people employed, +41%	↓	Professional, scientific and technical services -8,100 less people employed, -26%
	Information, culture and recreation +6,900 more people employed, +47%		Finance, insurance, real estate, rental and leasing -6,600 less people employed, -23%
	Wholesale and retail trade +4,700 more people employed, +8%		Manufacturing -6,000 less people employed, -13%

Overall, the number of people employed in the Construction industry continues to rise in the Hamilton CMA.

Skills in Hamilton

EmployerOne

Workforce Planning Hamilton's annual EmployerOne survey results provides a timely picture of local employment trends

Across all sectors and sizes of employers, work ethic was identified as the most important soft skill, but this was especially true for Construction; Transportation and Warehousing; and Accommodation and Food Services



Find the report on our website

SOFT SKILLS ARE IMPORTANT TO EMPLOYERS...



Skill Level

A: University Education	1267
B: College or Vocational Education or Apprenticeship Training	1513
C: Secondary School and/or Occupation-Specific Training	1841
D: On-the-job Training or No Formal Education Required	844

Where skill level is listed, most jobs in 2017's 1st quarter required either a college or secondary school education.

According to the EmployerOne, in 2016, 49% of employers had positions that were hard-to-fill

WHY WERE POSITIONS HARD-TO-FILL?

- 1 Not enough applicants (57% of employers)
- 2 Lack of technical skills (54% of employers)
- 3 Lack of qualifications (education level/credentials) (40% of employers)

Employers with the most online job postings

McMaster University
Walmart
City of Hamilton
Shoppers Drug Mart
Harvey's
Swiss Chalet
Home Depot
Universal Tool & Die Ltd.
McDonald's
Mohawk College

Labour market information

Labour market information can help you make informed career decisions, learn about the workforce landscape, and see what industries and occupations are in demand. For more local labour market information, visit:

www.workforceplanninghamilton.ca